

Synthesis of N-H Aziridines from Unactivated Olefins Using Hydroxylamine-*O*-Sulfonic Acids as Aminating Agent

Yi Huang^a, Shi-Yang Zhu^a, Gang He^a, Gong Chen^a, and Hao Wang^{*a}

^aState Key Laboratory and Institute of Elemento-Organic Chemistry, College of Chemistry, Nankai University, Tianjin 300071, China

Abstract: Herein, we presented a practical methodology for the intermolecular aziridination of alkenes, using HOSA as the aminating agent, alongside pyridine or piperidine as the base, within HFIP solvent system. Notably, this approach showcases excellent reactivity, especially with non-activated alkenes, and facilitates the transformation of various alkenes substrates, including mono-, di-, tri-, and tetra-substituted alkenes, into aziridines with moderate to excellent yield. This method presents a promising avenue for synthesizing aziridines from a wide range of alkenes, featuring the benefits of straightforward operation, mild reaction conditions, extensive substrate compatibility, and scalability.

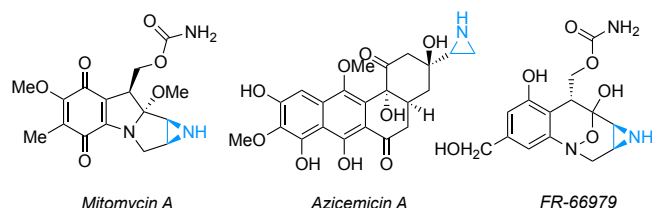
Introduction

Aziridines, recognized as the smallest nitrogen-containing heterocyclic compounds, are a “privileged scaffold” extensively found in natural products and pharmaceuticals, such as Mitomycin A (antitumor agents), Azicemicin A (antimicrobial antibiotic) and FR-66979 (antitumor antibiotic) (Scheme 1a).^[1-6] Notably, as a crucial building block, various methods for synthesizing aziridines have emerged.^[5-10] These primarily include 1) intramolecular cyclization of amino or azido alcohols. 2) addition of carbene equivalent to imine.^[8] 3) addition of nitrene equivalent to olefin.^[9] Transforming simple olefins into high-value-added aziridines, given that the significance of olefins as a chemical feedstock, represents a challenging and significant task. However, most of the research studies on alkene aziridination have predominantly focused on the syntheses of activated aziridination compounds, where R is an electron-withdrawing group (Scheme 1b, R = EWG).^[7,9-10] Typically, these reactions generally require transition metal catalysis. Conversely, the synthesis of free N-H aziridines has garnered relatively less attention, probably due to the scarcity of suitable nitrene precursors and approaches.^[11-16] In a seminal study in 2014, the Kürti, Falck, and Ess group reported a rhodium-catalyzed N-H aziridination of alkenes utilizing *O*-(2,4-dinitrophenyl)hydroxylamines (DPHs) as the aminating reagent (Scheme 1c, left).^[13] They later extended this approach to include both N-H- and N-alkyl aziridination of olefins, using hydroxylamine-*O*-sulfonic acids (HOSA) as nitrene precursors alongside Rhodium(II) dimer catalyst and pyridine as base.^[14a] Subsequently, Kürti's group has advanced the field by demonstrating enantioselective aziridination using commercially available (+)-3-(trifluoroacetyl)camphor as a chiral catalyst, producing aziridines from simple alkenes through transient oxaziridines formed *in situ* from HOSA and electron-

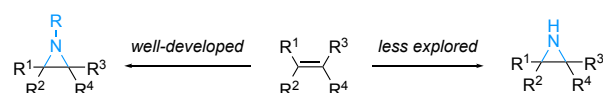
deficient ketones (Scheme 1c, middle).^[15] Most recently, the Jat and Tiwari groups also reported a metal-free intermolecular N-H aziridination of alkenes, using TsONHBoc as the aminating agent (Scheme 1c, right).^[16a]

Scheme 1. Overview of aziridines.

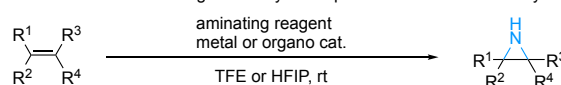
a) Representative natural products and pharmaceuticals containing aziridine motifs



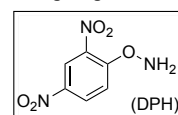
b) Alkene aziridination



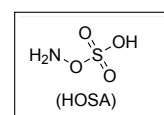
c) Previous work: metal or organo catalyzed unprotected N-H aziridines syntheses



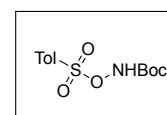
Aminating reagents:



Kürti, Ess and Falck, 2014
Rh₂(esp)₂ (cat.)

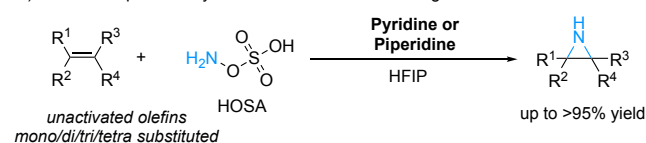


Kürti, 2017, 2020
Rh(II) dimer (cat.)
CF₃COCO₂Et (cat.)



Tiwari and Jat, 2022

d) This work: practical synthesis of N-H Aziridines using HOSA



► good functional group tolerance ► mild conditions ► up to gram scale

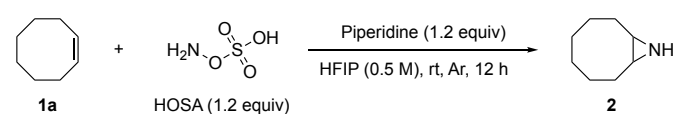
However, TsONHBoc needs to be prepared through 2-steps with a lower atomic economy. Despite these advances, there is still room for developing new practical reaction systems for the synthesis of free N–H aziridines, especially from simple alkenes and commercially available inexpensive aminating agents, which remains challenging. Herein, we presented a practical methodology for intermolecular alkene aziridination using HOSA as the aminating agent, pyridine or piperidine as the base, and HFIP as the solvent (Scheme 1d). This method highlights the advantages of straightforward operation, mild reaction conditions, and excellent compatibility with various functional groups. Furthermore, it can be scaled up to gram-scale for the synthesis of aziridines.

Results and Discussion

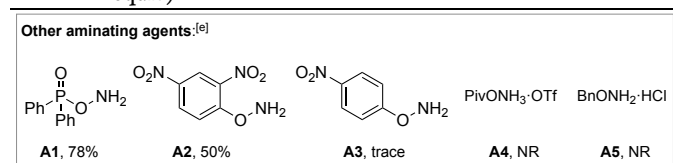
In previous reports, many nitrogen-containing heterocycles can be aminated on nitrogen using HOSA as an aminating agent.^[17] In 1957, Meuwsen and Gösl discovered that tertiary amines and heterocyclic amines, such as trimethylamine (Me₃N), pyridine, and quinoline, could react with HOSA to yield N-aminated products through a proposed nitrene intermediate.^[18] As part of an ongoing program aimed at exploring nitrene chemistry,^[19] we envisioned whether olefin aziridination could be achieved in this reaction system. Drawing inspiration from Kürti's seminal work, we used (*Z*)-cyclooctene **1a** as the model substrate and HOSA as the aminating agent. Table 1 summarizes the results of the optimization study. Employing piperidine as the base in 1,1,1,3,3,3-Hexafluoroisopropanol (HFIP, 0.5 M) for 12 hours, giving the desired product **2** in 86% isolated yield (entry 1). Intriguingly, the introduction of metal catalysts such as Rh₂(esp)₂ and FeCl₃ unexpectedly hindered the reaction (entries 2-3). Similarly, the addition of an electron-deficient ketone catalyst (ethyl trifluoropyruvate) produced comparable results (entry 4). Performing the reaction in the dark did not improve the yield, showing the insensitivity of the reaction to light (entry 5). Various bases such as pyridine, DMAP, Et₃N, and DBU, cesium carbonate yielded the target product in moderate yields (55-70% yield, entries 6-10). Notably, the reaction did not proceed in the absence of base (entry 11). Replacing the solvent with trifluoroethanol (TFE) resulted in a reduced yield of 31% (entry 12), and other solvents, including methanol, toluene, dichloromethane, MeCN, THF, and water, failed to give the desired product (entry 13, see SI for more details). Additionally, the reaction displayed sensitivity to water, evidenced by a decrease in yield to 53% upon the addition of 10 equivalents of water (entry 14).^[17] Lowering the

reaction concentration had no discernible impact, while an increase in reaction concentration may be attributed to solubility issues with HOSA, leading to a reduced yield of 57% (entries 15-16). However, to our delight, increasing the equivalents of both HOSA and piperidine to 2.0 further enhanced the reaction yield to 97%. Furthermore, we also tried other types of aminating reagents, (aminoxy)diphenylphosphine oxide **A1**, and *O*-(2,4-dinitrophenyl)hydroxylamine **A2** yielded the desired product in 78% and 50% yield, respectively. While the other aminating reagents **A3–A5** failed to afford the desired aziridine compound.

Table 1: Conditions optimization for N–H aziridination of Cyclooctene **1a** with HOSA.^[a]

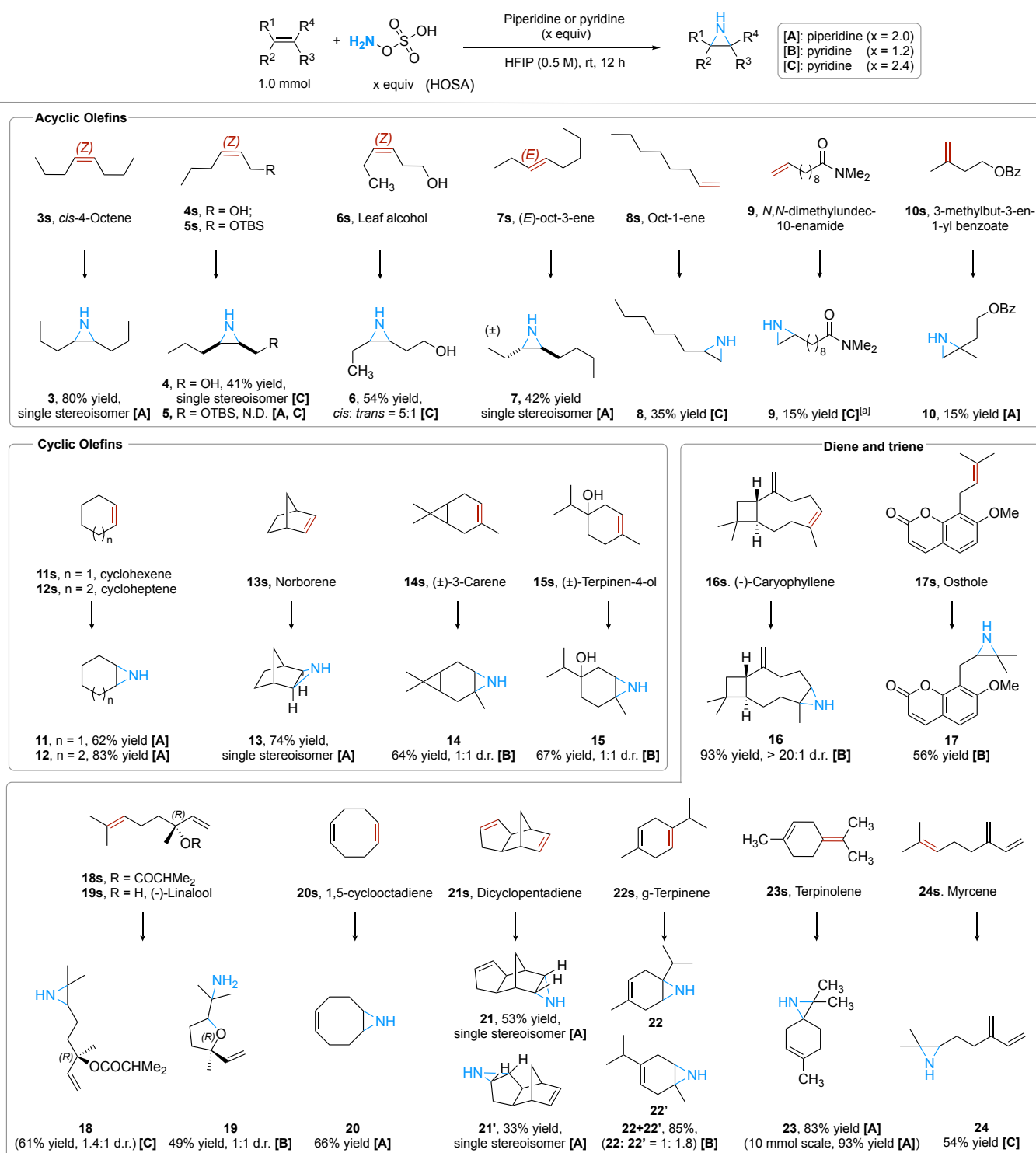


Entry	Change from the standard conditions	Yield of 2 (%) ^[b]
1	None	86
2	Rh ₂ (esp) ₂ (2.5 mol%) as catalyst	72
3	FeCl ₃ (5 mol%) as catalyst	38
4	CF ₃ COCOOEt (5 mol%) as catalyst	84
5	In dark	86
6	Piperidine → Pyridine	70 [B]
7	Piperidine → DMAP	68
8	Piperidine → NEt ₃	68
9	Piperidine → DBU	69
10	Piperidine → Cs ₂ CO ₃	55
11	w/o Piperidine	NR
12	HFIP → TFE	31
13 ^[c]	HFIP → other solvents	NR
14	H ₂ O (10.0 equiv) added	53
15	0.5 M → 0.2 M	85
16	0.5 M → 1.0 M	57
17	HOSA (2.0 equiv), Piperidine (2.0 equiv)	97 (95) ^[d] [A]



[a] In an 8 ml glass screw neck vial, **1a** (1.0 mmol), HOSA (1.2 mmol, 1.2 equiv), Base (1.2 mmol, 1.2 equiv) and HFIP (2.0 mL) for 12 hs. [b] Isolated yields are based on 1.0 mmol scale. [c] Other solvents = MeOH, toluene, CH₂Cl₂, MeCN, THF, H₂O. [d] 10 mmol scale. [e] Isolated yields of **2** using **A1–A5** on 1.0 mmol scale. DBU = 1,8-diazabicyclo[5.4.0]undec-7-ene, DMAP = 4-dimethylamino-pyridine, TFE = trifluoroethanol. NR = no reaction (See more details in SI).

Scheme 2. Substrate scope for N–H aziridination of unactivated olefins.^[a]



[a] All these reactions were conducted on 1.0 mmol scale. [b] conducted at 50 °C.

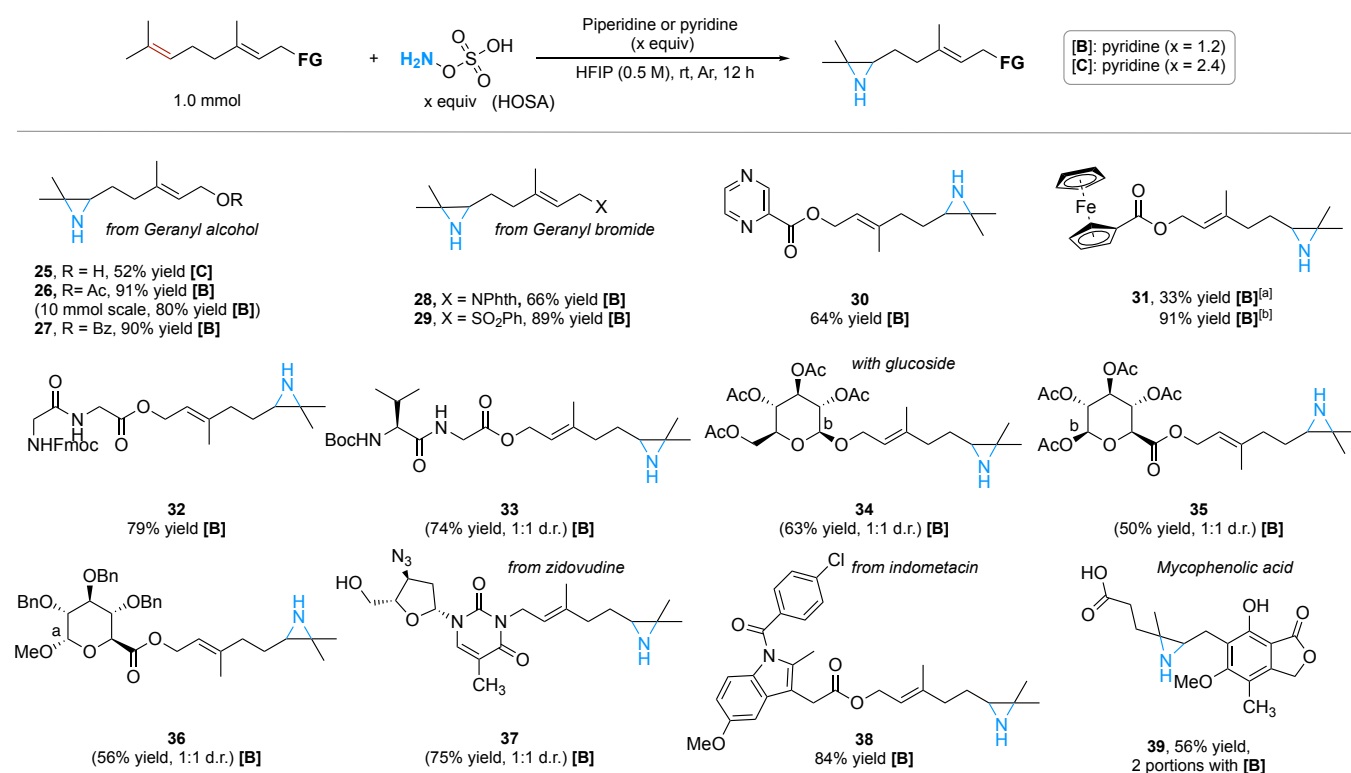
Next, with the optimized conditions in hand, the substrate scope of olefins was investigated. Generally, as shown in Scheme 2, mono- and di-substituted cyclic and linear olefins yielded aziridines in moderate to good yields, with electron-rich alkenes bearing more enhanced reactivity. For instance, aziridine **3** is produced in an 80% yield using

cis-4-octene and piperidine as a base ([A]). However, olefins featuring the hydroxyl group (-OH) (**4s**, **6s**) were incompatible under condition [A]. Switching the base from piperidine to pyridine as the base affords the target products **4** and **6**, in 41% and 54% yield, respectively. Additionally, protecting the hydroxyl group of **4s** to *tert*-

butyldimethylsilyl ether (-OTBS) (**5s**) did not lead to the desired product under either condition [A] or [C]. Trans linear internal olefin **7s** also gave product **7** in 42% yield. Terminal olefins, however, are less reactive and produce the target aziridines in relatively low yields (**8-10**). Subsequent investigations into cyclic olefins revealed that a majority of substrates efficiently gave the desired products. Notably, bridged cycloalkenes, such as norbornene **13s**, gave **13** in 74% yield with high stereoselectivity. Terpinen-4-ol (**15s**) under condition [B] gives the target product in 67% yield. However, further investigations into dienes and trienes reveal that they exhibit excellent regioselectivity regardless of the reactivity differences among the double bonds, leading exclusively to mono-aziridination products. For substrates containing multiple carbon-carbon double bonds,

the reaction tends to occur specifically at the more electron-rich ones. For instance, diene **16s** containing both terminal and internal olefins, the aziridination selectively occurred on the internal olefin in 93% yield under condition [B]. Using Osthole **17s** as a substrate specifically yielded product at the electron-rich tri-substituted olefin site in moderate yield, while the conjugated internal olefin remained unreacted. Using (-)-Linalool as a parent substrate, when the hydroxyl group was masked by isobutyryl group (-COCHMe₂), the expected aziridine **18** was achieved in 61% yield with 1.4:1 d.r. under condition [C], however, when using free (-)-Linalool **19s** as substrate, the cascade product of aziridination followed by intramolecular nucleophilic ring-opening was obtained in 49% yield with 1:1 d.r. using pyridine as a base under condition [B].

Scheme 3. The investigation of functional group compatibility.^[a]



[a] All reactions were conducted on 1.0 mmol scale under atmosphere. [b]. using **A1** as an aminating agent. [c]. using **A1** as aminating agent with NFTB (0.5 M) as solvent, NFTB = Nonfluoro-*tert*-butyl alcohol.

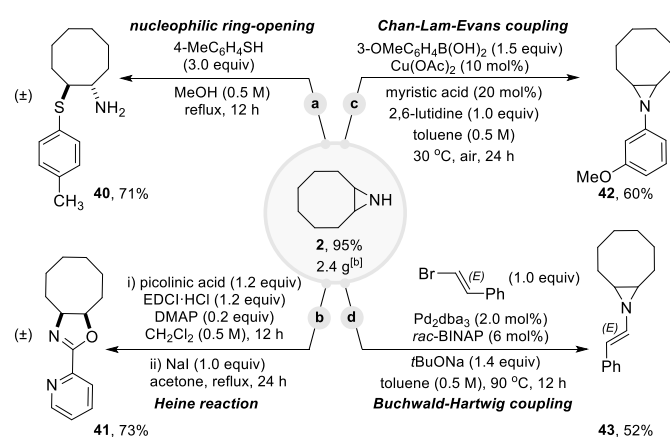
Further investigations reveal that the dienes and trienes typically only react at one olefin site to yield mono-aziridination products even though increasing the amount of HOSA and the base does not lead to *bis*-aziridination. For instance, using piperidine as base under condition [A], 1,5-cyclooctadiene (COD, **20s**) gave the desired aziridines in 66% yield and dicyclopentadiene **21s** provided the two separable products (**21**, **21'**) in a total 86% yield (53% and

33%, respectively). Under condition [B], the γ -Terpinene yielded inseparable products **22+22'** in a total 85% yield (**22:22'** = 1:1.8, detected by ¹H NMR). Tetra-substituted olefin terpinolene **23s** as a substrate under conditions [A] yielded product **23** in 83%, with the reaction scalable to 10 mmol in 93% yield. Trienes, such as myrcene **24s** was also well accommodated in this system, with the reaction specifically occurring at the electron-rich internal olefin, leaving the two terminal olefins unreacted.

To elucidate the functional group compatibility of this method, we employed geranyl alcohol as the model substrate to probe its tolerance equipped with diverse functional groups (Scheme 3). Remarkably, unprotected geranyl alcohol gave the desired aziridine **25** in 52% yield under condition [C]. When the hydroxyl group was protected by acetyl (Ac, **26s**) and benzoyl (Bz, **27s**), the target products were achieved with excellent yields under condition [B]. Interestingly, substrates featuring functional groups such as NPhth (**28s**), SO₂Ph (**29s**), pyrazinoic acid ester (**30s**), and ferrocenyl carboxylic acid ester (**31s**) were efficiently converted to the desired aziridines in

Scheme 4, aziridine **2** can undergo nucleophilic ring-opening reactions with nucleophilic reagents like *p*-toluenethiol to yield cyclooctamine **40** in 71% yield (Scheme 4a).^[20] Additionally, **2** can also undergo condensation with picolinic acid, followed by cyclization under the NaI/acetone conditions (Heine reaction) to form oxazole compound **41** in 73% total yield (Scheme 4b).^[21] Furthermore, **2** can not only engage in Chan-Lam-Evans coupling with arylboronic acid compounds under copper catalysis but also react with vinyl bromides under palladium catalysis *via* Buchwald-Hartwig coupling (Scheme 4c, d) to produce **42** and **43** in 60% and 52% yield, respectively.^[22,23]

Scheme 4. Synthetic applications.^[a]



[a] All reactions were carried out on 1.0 mmol scale under atmospheric conditions, except for the synthesis of **43** under Ar. [b] 20 mmol scale under condition [A].

good to excellent yields (**28-31**). Notably, this reaction displayed good compatibility with complex biomolecules, including peptides and glycosyl moieties. Specifically, substrates containing a di-glycine unit (**32s**) and a Boc-Val-Gly segment (**33s**) were adeptly transformed into desired products in 79% and 74% yield, respectively. Additionally, compounds derived from L-glucopyranose (**34**), β -D-glucuronic ester (**35**), α -D-glucuronic ester (**36**) and zidovudine (**37**) were synthesized in moderate yields and diastereoselectivities. Particularly noteworthy is the transformation of the olefin substrate containing the pharmaceutical molecule indometacin (**38**) and mycophenolic acid (**39**), which were achieved in 84% and 56% yield, respectively. These examples highlight the reaction's broad substrate scopes and robust tolerance towards a wide array of functional groups.

To explore the practicability of this method and the applicability of the aziridines, the model aziridine **2** could be prepared on a 20 mmol scale in 95% yield. As shown in

Conclusion

In summary, we have reported a practical methodology for the synthesis of N-H aziridines from unactivated alkenes using HOSA as an aminating agent with pyridine or piperidine as the base under mild conditions. The combination of HFIP and pyridine or piperidine is critical to achieve high yield. Notably, this approach showcases broad scope for non-activated alkenes, offering a straightforward method for the syntheses of free N-H aziridines from alkenes. Furthermore, it can be scaled up to gram-scale for the synthesis of aziridines. We hope this practical method will supply a more convenient route for the synthesis of aziridines.

Experimental section

General Information. All commercial materials were used as received unless otherwise noted. DCM were dried by distillation over CaH₂. Other solvents were purchased from J&K Chemical and used without further purification. To rule out the influence of trace metal ion completely, the base, HFIP and HOSA were purified by standard procedure.^[24] TLC were performed on silica gel Huanghai HSGF254 plates and visualization of the developed chromatogram was performed by fluorescence quenching ($\lambda_{max} = 254$ nm). Flash chromatography was performed using Silica gel (200-300 mesh) purchased from Qingdao Haiyang Chemical Co., China. Hydroxylamine-O-Sulfonic acid (HOSA) was washed by ether with standard procedures (mixing the HOSA with ether at room temperature and stirring at this temperature for 2 h, and then filtrated, dried *in vacuo*. Finally, stored at -20 °C in dried circumstances); 1,1,1,3,3,3-hexafluoroisopropanol (HFIP) was distilled with 3 Å molecular sieves. NMR spectra were recorded on Bruker AVANCE AV 400 instruments and all NMR experiments were reported in units, parts per million (ppm), using residual solvent peaks (chloroform-*d* ($\delta = 7.26$ ppm), or TMS ($\delta = 0.00$ ppm) for ¹H NMR, chloroform ($\delta = 77.16$ ppm) as internal reference. Multiplicities are recorded as: s = singlet, d = doublet, t =

triplet, dd = doublet of doublets, m = multiplet. High resolution ESI mass experiments were operated on a Waters Xevo G2-XS QToF Quadrupole Time-of-Flight Mass Spectrometry.

General procedure for aziridination of alkenes: To an 8 mL glass vial equipped with magnetic bar was added alkene (1.0 mmol, 1.0 equiv), piperidine (condition [A]: 2.0 mmol, 2.0 equiv) or pyridine (condition [B]: 1.2 mmol, 1.2 equiv; condition [C]: 2.4 mmol, 2.4 equiv) at room temperature. HFIP (2.0 mL) was added for dissolving the reaction mixture to make the concentration 0.5 M. Hydroxylamine-*O*-sulfonic acid (HOSA) (condition [A]: 2.0 mmol, 2.0 equiv; condition [B]: 1.2 mmol, 1.2 equiv; condition [C]: 2.4 mmol, 2.4 equiv) was added subsequently and then sealed with PTFE cap. The reaction mixture was stirred at rt for 12 h. After that, the reaction mixture was neutralized with saturated NaHCO₃ (aq) and extracted with CH₂Cl₂ for four times. Finally, the concentrated resulting residue was purified by flash column chromatography to afford the desired product with CH₂Cl₂/MeOH as eluent.

9-azabicyclo[6.1.0]nonane (2). The title compound has been previously documented^[14a] and was synthesized following general procedure condition [A] on 1.0 mmol scale in 97% yield as a yellow oil (121.4 mg, R_f = 0.6, CH₂Cl₂: MeOH = 10:1 (v/v)). ¹H NMR (400 MHz, CDCl₃) δ 2.00 (d, J = 14.0 Hz, 2H), 1.83 (d, J = 7.8 Hz, 2H), 1.64 – 1.43 (m, 4H), 1.42 – 1.25 (m, 4H), 1.08 – 0.88 (m, 2H), 0.54 (s, 1H); ¹³C{¹H} NMR (101 MHz, CDCl₃) δ 34.0, 27.4, 27.4, 26.6.

(±)-(2R,3S)-2,3-dipropylaziridine (3). The title compound has been previously documented^[14a] and was synthesized following general procedure condition [A] on 1.0 mmol scale in 80% yield as a yellow oil (101.8 mg, R_f = 0.6, CH₂Cl₂: MeOH = 10:1 (v/v)). ¹H NMR (400 MHz, CDCl₃) δ 1.96 – 1.90 (m, 2H), 1.53 – 1.23 (m, 8H), 1.19 – 1.10 (m, 1H), 0.92 (t, J = 7.2 Hz, 6H); ¹³C{¹H} NMR (101 MHz, CDCl₃) δ 34.8, 31.0, 21.3, 14.2.

(±)-((2R,3R)-3-propylaziridin-2-yl)methanol (4). The title compound has been previously unknown and was synthesized following general procedure condition [C] on 1.0 mmol scale in 41% yield as a yellow oil (47.2 mg, R_f = 0.4, CH₂Cl₂: MeOH = 10:1 (v/v)). ¹H NMR (400 MHz, CDCl₃) δ 3.71 (dd, J = 11.8, 4.2 Hz, 1H), 3.41 (dd, J = 11.8, 8.1 Hz, 1H), 2.75 (brs, 2H), 2.32 – 2.21 (m, 1H), 2.10 (q, J = 6.3 Hz, 1H), 1.52 – 1.27 (m, 4H), 0.90 (t, J = 6.9 Hz, 3H); ¹³C{¹H} NMR (101 MHz, CDCl₃) δ 61.0, 36.2, 35.1, 30.8, 21.3, 14.0; HRMS (ESI) *m/z*: Calculated for C₆H₁₄NO⁺ [M+H]⁺: 116.1070; Found: 116.1073.

2-(3-ethylaziridin-2-yl)ethan-1-ol (6). The title compound has been previously documented^[14a] and was synthesized following general procedure condition [C] on 1.0 mmol scale in 54% yield as a yellow oil (62.2 mg, *trans* and *cis* mixture, 5:1 d.r., R_f = 0.4, CH₂Cl₂: MeOH = 10:1 (v/v)). ¹H NMR (400 MHz, CDCl₃) δ 3.77 – 3.56 (m, 2H),

2.95 (s, 2H), 2.13 – 2.08 (m, 1H), 1.91 (q, J = 6.6 Hz, 1H), 1.73 – 1.67 (m, 1H), 1.45 – 1.31 (m, 3H), 0.94 (t, J = 7.3 Hz, 3H); ¹³C{¹H} NMR (101 MHz, CDCl₃) δ 61.1, 60.4, 38.4, 35.9, 35.5, 35.2, 32.6, 30.7, 27.0, 21.9, 11.9, 11.6.

(±)-(2R,3R)-2-butyl-3-ethylaziridine (7). The title compound has been previously unknown and was synthesized following general procedure condition [A] on 1.0 mmol scale in 42% yield as a yellow oil (53.4 mg, R_f = 0.6, CH₂Cl₂: MeOH = 10:1 (v/v)). ¹H NMR (400 MHz, CDCl₃) δ 1.57 (d, J = 4.8 Hz, 2H), 1.49 – 1.10 (m, 9H), 0.95 (t, J = 7.4 Hz, 3H), 0.86 (t, J = 6.9 Hz, 3H), 0.48 (s, 1H); ¹³C{¹H} NMR (101 MHz, CDCl₃) δ 39.3, 37.6, 34.1, 29.9, 27.3, 22.5, 14.1, 11.7; HRMS (ESI) *m/z*: Calculated for C₈H₁₈N⁺ [M+H]⁺: 128.1434; Found: 128.1437.

2-hexylaziridine (8). The title compound has been previously unknown and was synthesized following general procedure condition [C] on 1.0 mmol scale in 35% yield as a yellow oil (44.5 mg, R_f = 0.6, CH₂Cl₂: MeOH = 10:1 (v/v)). ¹H NMR (400 MHz, CDCl₃) δ 1.98 – 1.79 (m, 1H), 1.70 (d, J = 5.7 Hz, 1H), 1.44 – 1.17 (m, 11H), 0.85 (t, J = 6.3 Hz, 3H), 0.63 (s, 1H); ¹³C{¹H} NMR (101 MHz, CDCl₃) δ 34.6, 31.9, 30.4, 29.2, 27.6, 25.2, 22.7, 14.1; HRMS (ESI) *m/z*: Calculated for C₈H₁₈N⁺ [M+H]⁺: 128.1434; Found: 128.1437.

9-(aziridin-2-yl)-*N,N*-dimethylnonanamide (9). The title compound has been previously documented^[14a] and was synthesized following modified general procedure condition [C] (at 50 °C) on 1.0 mmol scale in 15% yield as a yellow oil (34.0 mg, R_f = 0.5, CH₂Cl₂: MeOH = 10:1 (v/v)). ¹H NMR (400 MHz, CDCl₃) δ 2.97 (s, 3H), 2.90 (s, 3H), 2.82 (s, 2H), 2.26 (t, J = 7.6 Hz, 2H), 1.58 (s, 3H), 1.43 – 1.05 (m, 16H); ¹³C{¹H} NMR (101 MHz, CDCl₃) δ 173.4, 37.4, 35.4, 34.4, 33.5, 30.5, 29.5, 29.4, 27.6, 25.2, 25.2.

2-(2-methylaziridin-2-yl)ethyl benzoate (10). The title compound has been previously unknown and was synthesized following general procedure condition [A] on 1.0 mmol scale in 15% yield as a yellow oil (31.1 mg, R_f = 0.5, CH₂Cl₂: MeOH = 10:1 (v/v)). ¹H NMR (400 MHz, CDCl₃) δ 7.89 (d, J = 7.5 Hz, 2H), 7.49 – 7.42 (m, 1H), 7.38 (t, J = 7.5 Hz, 2H), 3.90 (d, J = 14.6 Hz, 1H), 3.87 – 3.76 (m, 2H), 3.73 (d, J = 14.5 Hz, 1H), 2.56 (s, 1H), 2.01 (t, J = 6.6 Hz, 2H), 1.46 (s, 3H); ¹³C{¹H} NMR (101 MHz, CDCl₃) δ 163.3, 131.4, 128.4, 128.1, 128.0, 85.6, 66.0, 58.6, 42.5, 25.9; HRMS (ESI) *m/z*: Calculated for C₁₂H₁₆NO₂⁺ [M+H]⁺: 206.1176; Found: 206.1175.

7-azabicyclo[4.1.0]heptane (11). The title compound has been previously documented^[13] and was synthesized following general procedure condition [A] on 1.0 mmol scale in 62% yield as a yellow oil (60.3 mg, R_f = 0.6, CH₂Cl₂: MeOH = 10:1 (v/v)). ¹H NMR (400 MHz, CDCl₃) δ 2.10 (s, 2H), 1.83 – 1.64 (m, 4H), 1.30 – 1.22 (m, 2H), 1.19 – 1.12 (m, 2H); ¹³C{¹H} NMR (101 MHz, CDCl₃) δ 29.4, 24.5, 20.0.

8-azabicyclo[5.1.0]octane (**12**). The title compound has been previously documented^[14a] and was synthesized following general procedure condition [A] on 1.0 mmol scale in 83% yield as a yellow oil (92.3 mg, $R_f = 0.6$, CH_2Cl_2 : MeOH = 10:1 (v/v)). ^1H NMR (400 MHz, CDCl_3) δ 2.02 (s, 4H), 1.64 – 1.46 (m, 3H), 1.37 – 1.18 (m, 6H), 0.93 (s, 1H); $^{13}\text{C}\{^1\text{H}\}$ NMR (101 MHz, CDCl_3) δ 34.3, 32.0, 30.6, 26.5.

(1*R*,2*S*,4*R*,5*S*)-3-azatricyclo[3.2.1.0^{2,4}]octane (**13**). The title compound has been previously unknown and was synthesized following general procedure condition [A] on 1.0 mmol scale in 74% yield as a yellow oil (80.8 mg, >20:1 d.r., $R_f = 0.6$, CH_2Cl_2 : MeOH = 10:1 (v/v)). ^1H NMR (400 MHz, CDCl_3) δ 2.28 (s, 2H), 1.91 (s, 2H), 1.43 (d, $J = 8.3$ Hz, 2H), 1.25 – 1.14 (m, 2H), 1.08 (d, $J = 10.7$ Hz, 1H), 0.65 (d, $J = 10.6$ Hz, 2H); $^{13}\text{C}\{^1\text{H}\}$ NMR (101 MHz, CDCl_3) δ 36.1, 31.3, 27.2, 25.5; HRMS (ESI) m/z : Calculated for $\text{C}_7\text{H}_{12}\text{N}^+$ [$\text{M}+\text{H}$] $^+$: 110.0964; Found: 110.0970.

3,8,8-trimethyl-4-azatricyclo[5.1.0.0^{3,5}]octane (**14**). The title compound has been previously documented^[15] and was synthesized following general procedure condition [B] on 1.0 mmol scale in 64% yield as a yellow oil (96.8 mg, 1:1 d.r., $R_f = 0.6$, CH_2Cl_2 : MeOH = 10:1 (v/v)). ^1H NMR (400 MHz, CDCl_3) δ 2.11 (dd, $J = 15.7, 9.5$ Hz, 1H), 1.97 (dd, $J = 15.5, 9.5$ Hz, 1H), 1.69 (s, 1H), 1.50 (d, $J = 15.7$ Hz, 1H), 1.29 (dd, $J = 15.5, 3.3$ Hz, 1H), 1.08 (s, 3H), 0.96 (s, 3H), 0.69 (s, 4H), 0.40 (td, $J = 9.2, 3.4$ Hz, 1H), 0.29 (td, $J = 9.2, 3.3$ Hz, 1H); $^{13}\text{C}\{^1\text{H}\}$ NMR (101 MHz, CDCl_3) δ 36.7, 32.7, 27.9, 24.9, 23.1, 18.1, 16.4, 15.6, 14.8, 13.0.

3-isopropyl-6-methyl-7-azabicyclo[4.1.0]heptan-3-ol (**15**). The title compound has been previously documented^[15] and was synthesized following general procedure condition [B] on 1.0 mmol scale in 67% yield as a yellow oil (113.4 mg, 1:1 d.r., $R_f = 0.5$, CH_2Cl_2 : MeOH = 10:1 (v/v)). ^1H NMR (400 MHz, CDCl_3) δ 2.23 (s, 1H), 2.08 – 2.00 (m, 1H), 1.80 (d, $J = 14.2$ Hz, 1H), 1.73 (dd, $J = 14.7, 7.3$ Hz, 1H), 1.60 (dd, $J = 14.2, 2.6$ Hz, 1H), 1.51 (dt, $J = 13.8, 7.0$ Hz, 1H), 1.43 (dd, $J = 13.3, 7.0$ Hz, 1H), 1.31 (d, $J = 7.9$ Hz, 1H), 1.27 (s, 3H), 1.25 – 1.18 (m, 1H), 0.90 – 0.87 (m, 1H), 0.87 – 0.78 (m, 6H); $^{13}\text{C}\{^1\text{H}\}$ NMR (101 MHz, CDCl_3) δ 72.5, 39.8, 37.7, 34.8, 31.1, 30.1, 27.2, 26.8, 17.1, 16.8.

(1*R*,10*S*)-4,12,12-trimethyl-9-methylene-5-azatricyclo[8.2.0.0^{4,6}]dodecane (**16**). The title compound has been previously documented^[15] and was synthesized following general procedure condition [B] on 1.0 mmol scale in 93% yield as a yellow oil (204.0 mg, >20:1 d.r., $R_f = 0.6$, CH_2Cl_2 : MeOH = 10:1 (v/v)). ^1H NMR (400 MHz, CDCl_3) δ 4.93 (s, 1H), 4.80 (s, 1H), 2.56 (q, $J = 9.3$ Hz, 1H), 2.34 – 2.28 (m, 1H), 2.20 – 2.07 (m, 2H), 2.01 – 1.95 (m, 1H), 1.90 (dd, $J = 11.0, 4.2$ Hz, 1H), 1.70 (t, $J = 9.3$ Hz, 1H), 1.63 (dd, $J = 9.4, 4.7$ Hz, 2H), 1.59 – 1.37 (m, 3H), 1.23 – 1.09 (m, 2H), 1.07 (s, 3H), 0.96 (s, 3H), 0.94 (s, 3H), 0.63 (td, $J = 12.9, 4.7$ Hz, 1H); $^{13}\text{C}\{^1\text{H}\}$ NMR (101 MHz, CDCl_3) δ

152.6, 111.9, 51.9, 48.8, 42.7, 42.1, 39.4, 37.5, 33.9, 32.1, 31.2, 30.0, 27.7, 21.8, 17.8.

8-((3,3-dimethylaziridin-2-yl)methyl)-7-methoxy-2*H*-chromen-2-one (**17**). The title compound has been previously unknown and was synthesized following general procedure condition [B] on 1.0 mmol scale in 56% yield as a yellow oil (145.2 mg, $R_f = 0.5$, CH_2Cl_2 : MeOH = 10:1 (v/v)). ^1H NMR (400 MHz, CDCl_3) δ 7.60 (d, $J = 9.5$ Hz, 1H), 7.31 (d, $J = 8.6$ Hz, 1H), 6.83 (d, $J = 8.6$ Hz, 1H), 6.21 (dt, $J = 9.5, 1.3$ Hz, 1H), 3.89 (s, 3H), 3.05 (dd, $J = 14.0, 6.0$ Hz, 1H), 2.90 (dd, $J = 13.9, 6.8$ Hz, 1H), 2.05 (t, $J = 6.5$ Hz, 1H), 1.34 (s, 3H), 1.17 (s, 3H), 0.52 (s, 1H); $^{13}\text{C}\{^1\text{H}\}$ NMR (101 MHz, CDCl_3) δ 161.2, 160.6, 153.3, 143.9, 126.9, 116.3, 113.1, 107.5, 56.2, 42.9, 36.4, 27.2, 23.2, 20.4; HRMS (ESI) m/z : Calculated for $\text{C}_{15}\text{H}_{18}\text{NO}_3^+$ [$\text{M}+\text{H}$] $^+$: 260.1281; Found: 260.1283.

(3*R*)-5-(3,3-dimethylaziridin-2-yl)-3-methylpent-1-en-3-yl isobutyrate (**18**). The title compound has been previously unknown and was synthesized following general procedure condition [C] on 1.0 mmol scale in 61% yield as a yellow oil (146.0 mg, 1.4:1 d.r., $R_f = 0.5$, CH_2Cl_2 : MeOH = 10:1 (v/v)). ^1H NMR (400 MHz, CDCl_3) δ 5.96 – 5.85 (m, 1H), 5.18 – 5.01 (m, 2H), 2.52 – 2.40 (m, 1H), 2.01 – 1.93 (m, 1H), 1.84 – 1.82 (m, 2H), 1.50 (d, $J = 6.4$ Hz, 3H), 1.42 – 1.30 (m, 1H), 1.26 (s, 3H), 1.16 (s, 2H), 1.11 (d, $J = 7.1$ Hz, 6H). $^{13}\text{C}\{^1\text{H}\}$ NMR (101 MHz, CDCl_3) δ 175.9, 141.9, 141.7, 113.2, 113.1, 82.1, 82.0, 43.2, 37.9, 35.7, 34.8, 34.8, 27.5, 24.2, 23.8, 23.6, 19.5, 19.0; HRMS (ESI) m/z : Calculated for $\text{C}_{14}\text{H}_{26}\text{NO}_2^+$ [$\text{M}+\text{H}$] $^+$: 240.1958; Found: 240.1959.

2-((*S*)-5-methyl-5-vinyltetrahydrofuran-2-yl)propan-2-amine (**19**). The title compound has been previously unknown and was synthesized following general procedure condition [B] on 1.0 mmol scale in 49% yield as a yellow oil (83.0 mg, 1:1 d.r., $R_f = 0.5$, CH_2Cl_2 : MeOH = 10:1 (v/v)). ^1H NMR (400 MHz, CDCl_3) δ 5.89 (dd, $J = 17.4, 10.8$ Hz, 1H), 5.79 (dd, $J = 17.3, 10.6$ Hz, 1H), 5.12 (d, $J = 17.3$ Hz, 2H), 4.91 (d, $J = 10.7$ Hz, 2H), 3.77 – 3.68 (m, 2H), 2.35 (s, 5H), 1.84 – 1.75 (m, 4H), 1.74 – 1.54 (m, 5H), 1.23 (d, $J = 3.8$ Hz, 6H), 1.06 (s, 6H), 1.02 – 0.94 (m, 6H); $^{13}\text{C}\{^1\text{H}\}$ NMR (101 MHz, CDCl_3) δ 144.4, 143.8, 111.3, 111.3, 86.4, 86.3, 82.8, 82.6, 51.8, 37.9, 37.5, 27.7, 27.5, 26.8, 26.7, 26.5, 25.8, 25.4, 25.1; HRMS (ESI) m/z : Calculated for $\text{C}_{10}\text{H}_{20}\text{NO}^+$ [$\text{M}+\text{H}$] $^+$: 170.1539; Found: 170.1539.

(*Z*)-9-azabicyclo[6.1.0]non-4-ene (**20**). The title compound has been previously documented^[14a] and was synthesized following general procedure condition [A] on 1.0 mmol scale in 66% yield as a yellow oil (81.3 mg, $R_f = 0.6$, CH_2Cl_2 : MeOH = 10:1 (v/v)). ^1H NMR (400 MHz, CDCl_3) δ 5.57 – 5.42 (m, 2H), 2.30 – 2.25 (m, 2H), 2.15 – 1.89 (m, 6H), 1.63 (d, $J = 7.8$ Hz, 2H), 0.93 (s, 1H); $^{13}\text{C}\{^1\text{H}\}$ NMR (101 MHz, CDCl_3) δ 129.2, 34.5, 29.1, 25.0.

(1*aR*,2*S*,2*aS*,5*aR*,6*R*,6*aS*)-1,1*a*,2,2*a*,3,5*a*,6,6*a*-octahydro-2,6-methanoindeno[5,6-*b*]azirine (**21**). The title compound has been previously unknown and was synthesized following

general procedure condition [A] on 1.0 mmol scale in 53% yield as a yellow oil (78.0 mg, $R_f = 0.6$, CH_2Cl_2 : MeOH = 10:1 (v/v)). ^1H NMR (400 MHz, CDCl_3) δ 5.61 (s, 1H), 5.56 – 5.43 (m, 1H), 3.18 – 2.98 (m, 1H), 2.59 – 2.54 (m, 1H), 2.37 (s, 1H), 2.29 (s, 1H), 2.23 – 2.15 (m, 2H), 2.09 – 1.98 (m, 1H), 1.80 – 1.69 (m, 1H), 1.20 (d, $J = 10.2$ Hz, 1H), 0.81 (d, $J = 10.5$ Hz, 1H), 0.32 (s, 1H); $^{13}\text{C}\{^1\text{H}\}$ NMR (101 MHz, CDCl_3) δ 132.3, 130.1, 53.9, 42.4, 39.3, 38.1, 31.3, 29.8, 28.5, 27.3; HRMS (ESI) m/z : Calculated for $\text{C}_{10}\text{H}_{14}\text{N}^+ [\text{M}+\text{H}]^+$: 148.1121; Found: 148.1122.

(1*b*S,2*S*,5*R*,5*a*R)-1,1*a*,1*b*,2,5,5*a*,6,6*a*-octahydro-2,5-methanoindeno[1,2-*b*]azirine (**21**). The title compound has been previously unknown and was synthesized following general procedure condition [A] on 1.0 mmol scale in 33% yield as a yellow oil (48.6 mg, $R_f = 0.6$, CH_2Cl_2 : MeOH = 10:1 (v/v)). ^1H NMR (400 MHz, CDCl_3) δ 6.12 – 6.00 (m, 2H), 2.87 (s, 1H), 2.73 (s, 1H), 2.71 – 2.68 (m, 1H), 2.47 – 2.42 (m, 1H), 2.26 (s, 2H), 2.09 (s, 1H), 1.73 (dd, $J = 14.2$, 9.1 Hz, 1H), 1.43 (d, $J = 8.2$ Hz, 1H), 1.41 – 1.32 (m, 1H), 1.28 (d, $J = 8.1$ Hz, 1H), 0.14 (s, 1H); $^{13}\text{C}\{^1\text{H}\}$ NMR (101 MHz, CDCl_3) δ 135.5, 134.8, 53.2, 52.0, 46.8, 46.0, 45.0, 44.4, 42.6, 41.6, 40.6, 40.0, 32.1, 29.2, 22.9, 22.5; HRMS (ESI) m/z : Calculated for $\text{C}_{10}\text{H}_{14}\text{N}^+ [\text{M}+\text{H}]^+$: 148.1121; Found: 148.1122.

1-isopropyl-4-methyl-7-azabicyclo[4.1.0]hept-3-ene (**22**) and 4-isopropyl-1-methyl-7-azabicyclo[4.1.0]hept-3-ene (**22'**) mixture (**22:22'** = 1:1.8). The title compound has been previously documented^[15] and was synthesized following general procedure condition [B] on 1.0 mmol scale in total 85% yield as a yellow oil (128.6 mg, $R_f = 0.6$, CH_2Cl_2 : MeOH = 10:1 (v/v)). ^1H NMR (400 MHz, CDCl_3) δ 5.19 – 5.09 (m, 1H), 2.46 – 2.17 (m, 5H), 2.12 – 2.05 (m, 1H), 1.98 (s, 1H), 1.57 (s, 1H), 1.19 (s, 3H), 0.92 (dt, $J = 6.8$, 2.6 Hz, 7H), 0.38 (s, 1H); $^{13}\text{C}\{^1\text{H}\}$ NMR (101 MHz, CDCl_3) δ 138.6, 128.9, 117.1, 114.6, 41.1, 38.3, 37.2, 34.8, 34.2, 31.0, 30.6, 26.8, 24.9, 24.5, 23.5, 21.5, 21.1, 19.1, 17.7.

2,2,6-trimethyl-1-azaspiro[2.5]oct-5-ene (**23**). The title compound has been previously unknown and was synthesized following general procedure condition [A] on 1.0 mmol scale in 83% yield as a yellow oil (125.6 mg, $R_f = 0.6$, CH_2Cl_2 : MeOH = 10:1 (v/v)). ^1H NMR (400 MHz, CDCl_3) δ 5.32 (s, 1H), 2.23 (d, $J = 17.7$ Hz, 1H), 2.16 – 2.04 (m, 1H), 2.04 – 1.85 (m, 2H), 1.64 (d, $J = 8.8$ Hz, 4H), 1.40 (s, 1H), 1.24 (s, 3H), 1.22 (s, 3H); $^{13}\text{C}\{^1\text{H}\}$ NMR (101 MHz, CDCl_3) δ 134.5, 119.8, 43.4, 40.2, 32.2, 29.5, 28.4, 28.3, 23.5, 22.1, 21.6; HRMS (ESI) m/z : Calculated for $\text{C}_{10}\text{H}_{18}\text{N}^+ [\text{M}+\text{H}]^+$: 152.1434; Found: 152.1435.

2,2-dimethyl-3-(3-methylenepent-4-en-1-yl)aziridine (**24**). The title compound has been previously documented^[15] and was synthesized following general procedure condition [C] on 1.0 mmol scale in 54% yield as a yellow oil (81.7 mg, $R_f = 0.6$, CH_2Cl_2 : MeOH = 10:1 (v/v)). ^1H NMR (400 MHz, CDCl_3) δ 6.36 (dd, $J = 17.6$, 10.8 Hz, 1H), 5.29 – 5.17 (m, 1H), 5.05 (d, $J = 10.9$ Hz, 1H), 5.00 (d, $J = 4.3$ Hz, 2H),

2.41 – 2.24 (m, 2H), 1.77 (t, $J = 6.6$ Hz, 1H), 1.64 – 1.55 (m, 2H), 1.23 (s, 3H), 1.13 (s, 3H), 0.34 (s, 1H); $^{13}\text{C}\{^1\text{H}\}$ NMR (101 MHz, CDCl_3) δ 145.9, 138.9, 116.1, 113.4, 43.3, 35.8, 29.7, 28.7, 27.7, 19.9.

(*E*)-5-(3,3-dimethylaziridin-2-yl)-3-methylpent-2-en-1-ol (**25**). The title compound has been previously documented^[15] and was synthesized following general procedure condition [C] on 1.0 mmol scale in 52% yield as a yellow oil (88.0 mg, $R_f = 0.4$, CH_2Cl_2 : MeOH = 10:1 (v/v)). ^1H NMR (400 MHz, CDCl_3) δ 5.36 (s, 1H), 4.04 (d, $J = 6.4$ Hz, 2H), 2.13 – 2.00 (m, 4H), 1.71 (t, $J = 6.5$ Hz, 1H), 1.60 (s, 3H), 1.54 – 1.41 (m, 2H), 1.18 (s, 3H), 1.10 (s, 3H); $^{13}\text{C}\{^1\text{H}\}$ NMR (101 MHz, CDCl_3) δ 137.6, 124.6, 58.6, 43.2, 37.7, 35.9, 27.9, 27.3, 19.5, 16.3.

(*E*)-5-(3,3-dimethylaziridin-2-yl)-3-methylpent-2-en-1-yl acetate (**26**). The title compound has been previously documented^[14a] and was synthesized following general procedure condition [B] on 1.0 mmol scale in 91% yield as a yellow oil (192.3 mg, $R_f = 0.5$, CH_2Cl_2 : MeOH = 10:1 (v/v)). ^1H NMR (400 MHz, CDCl_3) δ 5.38 – 5.23 (m, 1H), 4.52 (d, $J = 7.1$ Hz, 2H), 2.17 – 2.03 (m, 2H), 1.98 (s, 3H), 1.66 (d, $J = 4.6$ Hz, 4H), 1.53 – 1.42 (m, 2H), 1.19 (s, 3H), 1.09 (s, 3H), 0.32 (s, 1H); $^{13}\text{C}\{^1\text{H}\}$ NMR (101 MHz, CDCl_3) δ 171.0, 141.8, 118.6, 61.3, 43.0, 37.8, 35.6, 28.1, 27.5, 21.0, 19.7, 16.5.

(*E*)-5-(3,3-dimethylaziridin-2-yl)-3-methylpent-2-en-1-yl benzoate (**27**). The title compound has been previously unknown and was synthesized following general procedure condition [B] on 1.0 mmol scale in 90% yield as a yellow oil (246.1 mg, $R_f = 0.5$, CH_2Cl_2 : MeOH = 10:1 (v/v)). ^1H NMR (400 MHz, CDCl_3) δ 8.01 (d, $J = 7.5$ Hz, 2H), 7.51 (t, $J = 7.3$ Hz, 1H), 7.39 (t, $J = 7.6$ Hz, 2H), 5.48 (t, $J = 6.8$ Hz, 1H), 4.82 (d, $J = 7.0$ Hz, 2H), 2.24 – 2.09 (m, 2H), 1.75 (s, 3H), 1.72 (d, $J = 6.6$ Hz, 1H), 1.59 – 1.51 (m, 2H), 1.21 (s, 4H), 1.13 (s, 3H), 0.82 (s, 1H); $^{13}\text{C}\{^1\text{H}\}$ NMR (101 MHz, CDCl_3) δ 166.7, 141.9, 132.9, 130.5, 129.6, 128.3, 118.8, 61.8, 43.1, 37.8, 35.8, 28.1, 27.5, 19.7, 16.6; HRMS (ESI) m/z : Calculated for $\text{C}_{17}\text{H}_{24}\text{NO}_2^+ [\text{M}+\text{H}]^+$: 274.1802; Found: 274.1809.

(*E*)-2-(5-(3,3-dimethylaziridin-2-yl)-3-methylpent-2-en-1-yl)isoindoline-1,3-dione (**28**). The title compound has been previously unknown and was synthesized following general procedure condition [B] on 1.0 mmol scale in 66% yield as a yellow oil (197.0 mg, $R_f = 0.4$, CH_2Cl_2 : MeOH = 10:1 (v/v)). ^1H NMR (400 MHz, CDCl_3) δ 7.83 – 7.73 (m, 2H), 7.72 – 7.60 (m, 2H), 5.26 (s, 1H), 4.24 (d, $J = 6.6$ Hz, 2H), 2.22 – 1.94 (m, 2H), 1.78 (s, 3H), 1.64 (t, $J = 6.6$ Hz, 1H), 1.55 – 1.36 (m, 2H), 1.14 (s, 7H), 0.22 (s, 1H); $^{13}\text{C}\{^1\text{H}\}$ NMR (101 MHz, CDCl_3) δ 168.1, 140.3, 133.9, 132.3, 123.2, 118.4, 43.0, 37.8, 35.8, 35.6, 28.2, 27.5, 19.8, 16.4; HRMS (ESI) m/z : Calculated for $\text{C}_{18}\text{H}_{23}\text{N}_2\text{O}_2^+ [\text{M}+\text{H}]^+$: 299.1754; Found: 299.1760.

(*E*)-2,2-dimethyl-3-(3-methyl-5-(phenylsulfonyl)pent-3-en-1-yl)aziridine (**29**). The title compound has been previously unknown and was synthesized following general

procedure condition [B] on 1.0 mmol scale in 89% yield as a yellow oil (260.0 mg, $R_f = 0.5$, CH_2Cl_2 : MeOH = 10:1 (v/v)). ^1H NMR (400 MHz, CDCl_3) δ 7.83 – 7.75 (m, 2H), 7.59 – 7.55 (m, 1H), 7.49 – 7.44 (m, 2H), 5.27 – 5.06 (m, 1H), 3.75 (dd, $J = 8.0, 1.8$ Hz, 2H), 2.12 – 1.96 (m, 2H), 1.66 – 1.59 (m, 1H), 1.46 – 1.30 (m, 2H), 1.27 (s, 3H), 1.18 (s, 3H), 1.07 (s, 3H), 0.24 (s, 1H); $^{13}\text{C}\{^1\text{H}\}$ NMR (101 MHz, CDCl_3) δ 145.9, 138.5, 133.4, 128.8, 128.2, 110.3, 55.8, 42.5, 37.7, 35.3, 27.9, 27.3, 19.5, 16.0; HRMS (ESI) m/z : Calculated for $\text{C}_{16}\text{H}_{24}\text{NO}_2\text{S}^+$ $[\text{M}+\text{H}]^+$: 294.1522; Found: 294.1519.

(*E*)-5-(3,3-dimethylaziridin-2-yl)-3-methylpent-2-en-1-yl pyrazine-2-carboxylate (**30**). The title compound has been previously unknown and was synthesized following general procedure condition [B] on 1.0 mmol scale in 64% yield as a yellow oil (176.3 mg, $R_f = 0.4$, CH_2Cl_2 : MeOH = 10:1 (v/v)). ^1H NMR (400 MHz, CDCl_3) δ 9.24 (s, 1H), 8.70 (s, 1H), 8.66 (s, 1H), 5.47 (t, $J = 7.3$ Hz, 1H), 4.90 (d, $J = 7.2$ Hz, 2H), 2.20 – 2.05 (m, 2H), 1.74 (s, 3H), 1.67 (t, $J = 6.6$ Hz, 1H), 1.49 (q, $J = 7.4$ Hz, 2H), 1.17 (s, 3H), 1.08 (s, 3H), 0.37 (s, 1H); $^{13}\text{C}\{^1\text{H}\}$ NMR (101 MHz, CDCl_3) δ 163.9, 147.6, 146.3, 144.4, 143.6, 143.2, 117.8, 63.1, 42.9, 37.8, 35.6, 28.1, 27.5, 19.7, 16.6; HRMS (ESI) m/z : Calculated for $\text{C}_{15}\text{H}_{22}\text{N}_3\text{O}_2^+$ $[\text{M}+\text{H}]^+$: 276.1707; Found: 276.1703.

(*E*)-5-(3,3-dimethylaziridin-2-yl)-3-methylpent-2-en-1-yl ferrocenyl-2-carboxylate (**31**). The title compound has been previously unknown and was synthesized following modified general procedure condition [B] ((aminoxy)diphenylphosphine oxide **A1** as aminating agent, HFIP as solvent) on 1.0 mmol scale in 33% yield as a yellowish black oil (124.0 mg, $R_f = 0.3$, CH_2Cl_2 : MeOH = 10:1 (v/v)); modified general procedure condition [B'] ((aminoxy)diphenylphosphine oxide **A1** as aminating agent, NFTP as solvent) on 1.0 mmol scale in 91% yield as a brown oil (346.8 mg, $R_f = 0.3$, CH_2Cl_2 : MeOH = 10:1 (v/v)). ^1H NMR (400 MHz, CDCl_3) δ 5.45 (t, $J = 7.1$ Hz, 1H), 4.77 (t, $J = 2.0$ Hz, 2H), 4.70 (d, $J = 7.0$ Hz, 2H), 4.35 (s, 2H), 4.16 (s, 5H), 2.24 – 2.08 (m, 2H), 1.76 (s, 3H), 1.71 (d, $J = 6.8$ Hz, 1H), 1.54 (q, $J = 7.4$ Hz, 2H), 1.22 (s, 3H), 1.13 (s, 3H), 0.36 (s, 1H); $^{13}\text{C}\{^1\text{H}\}$ NMR (101 MHz, CDCl_3) δ 171.7, 141.6, 119.3, 71.4, 71.3, 70.2, 69.8, 61.0, 43.0, 37.8, 35.7, 28.2, 27.6, 19.8, 16.7; HRMS (ESI) m/z : Calculated for $\text{C}_{21}\text{H}_{28}\text{FeNO}_2^+$ $[\text{M}+\text{H}]^+$: 382.1464; Found: 382.1471.

(*E*)-5-(3,3-dimethylaziridin-2-yl)-3-methylpent-2-en-1-yl (((9*H*-fluoren-9-yl)methoxy)carbonyl)glycylglycinate (**32**). The title compound has been previously unknown and was synthesized following general procedure condition [B] on 1.0 mmol scale in 79% yield as a yellow oil (401.0 mg, $R_f = 0.3$, CH_2Cl_2 : MeOH = 10:1 (v/v)). ^1H NMR (400 MHz, CDCl_3) δ 7.72 (t, $J = 7.2$ Hz, 2H), 7.67 (d, $J = 7.5$ Hz, 1H), 7.58 (d, $J = 7.5$ Hz, 1H), 7.36 (q, $J = 6.9$ Hz, 2H), 7.32 – 7.23 (m, 3H), 6.06 (s, 1H), 5.33 (t, $J = 7.2$ Hz, 1H), 4.64 (t, $J = 7.9$ Hz, 2H), 4.40 (d, $J = 6.8$ Hz, 1H), 4.20 (t, $J = 7.0$ Hz,

1H), 4.07 – 3.76 (m, 3H), 2.19 – 2.04 (m, 2H), 1.78 – 1.61 (m, 4H), 1.55 – 1.48 (m, 2H), 1.46 – 1.33 (m, 1H), 1.22 (s, 3H), 1.13 (s, 3H); $^{13}\text{C}\{^1\text{H}\}$ NMR (101 MHz, CDCl_3) δ 173.2, 170.0, 169.7, 169.5, 143.8, 142.7, 142.6, 141.3, 140.2, 138.0, 128.8, 127.8, 127.1, 127.1, 125.1, 121.1, 120.0, 119.8, 118.1, 118.1, 107.9, 67.1, 62.3, 62.2, 47.2, 44.6, 43.1, 43.1, 41.3, 40.9, 37.7, 36.0, 35.9, 27.9, 27.8, 27.4, 27.3, 19.7, 19.6, 16.6, 16.5; HRMS (ESI) m/z : Calculated for $\text{C}_{29}\text{H}_{36}\text{N}_3\text{O}_5^+$ $[\text{M}+\text{H}]^+$: 506.2649; Found: 506.2654.

(*E*)-5-(3,3-dimethylaziridin-2-yl)-3-methylpent-2-en-1-yl (tert-butoxycarbonyl)-*L*-valylglycinate (**33**). The title compound has been previously unknown and was synthesized following general procedure condition [B] on 1.0 mmol scale in 74% yield as a yellow oil (317.0 mg, 1:1 d.r., $R_f = 0.5$, CH_2Cl_2 : MeOH = 10:1 (v/v)). ^1H NMR (400 MHz, CDCl_3) δ 6.91 (s, 1H), 5.31 (t, $J = 7.3$ Hz, 1H), 5.22 (dt, $J = 9.5, 4.6$ Hz, 1H), 4.60 (dd, $J = 7.1, 2.3$ Hz, 2H), 3.97 (m, 3H), 2.18 – 2.03 (m, 3H), 1.67 (d, $J = 10.2$ Hz, 4H), 1.52 – 1.46 (m, 2H), 1.38 (d, $J = 2.4$ Hz, 9H), 1.20 (d, $J = 2.0$ Hz, 3H), 1.10 (d, $J = 2.1$ Hz, 3H), 0.97 – 0.91 (m, 3H), 0.88 (dd, $J = 6.8, 1.8$ Hz, 3H), 0.56 (s, 1H); $^{13}\text{C}\{^1\text{H}\}$ NMR (101 MHz, CDCl_3) δ 172.0, 169.7, 155.9, 142.6, 118.0, 79.8, 62.2, 59.7, 43.0, 41.2, 37.8, 35.7, 31.1, 28.3, 28.0, 27.5, 19.7, 19.3, 17.7, 16.5; HRMS (ESI) m/z : Calculated for $\text{C}_{22}\text{H}_{40}\text{N}_3\text{O}_5^+$ $[\text{M}+\text{H}]^+$: 426.2962; Found: 426.2962.

(2*S*,3*S*,4*R*,5*S*,6*S*)-2-(acetoxymethyl)-6-(((*E*)-5-(3,3-dimethylaziridin-2-yl)-3-methylpent-2-en-1-yl)oxy)tetrahydro-2*H*-pyran-3,4,5-triyl triacetate (**34**). The title compound has been previously unknown and was synthesized following general procedure condition [B] on 1.0 mmol scale in 63% yield as a yellow viscous oil (315.0 mg, 1:1 d.r., $R_f = 0.3$, CH_2Cl_2 : MeOH = 10:1 (v/v)). ^1H NMR (400 MHz, CDCl_3) δ 5.30 – 5.20 (m, 1H), 5.14 (t, $J = 9.4$ Hz, 1H), 5.02 (t, $J = 9.6$ Hz, 1H), 4.93 (t, $J = 8.8$ Hz, 1H), 4.48 (dd, $J = 7.9, 3.1$ Hz, 1H), 4.26 – 4.02 (m, 4H), 3.68 – 3.56 (m, 1H), 2.19 – 2.09 (m, 2H), 2.03 (s, 3H), 1.97 (d, $J = 4.2$ Hz, 6H), 1.94 (s, 3H), 1.68 (dd, $J = 8.1, 4.5$ Hz, 1H), 1.62 (s, 3H), 1.51 (dd, $J = 18.4, 11.4$ Hz, 3H), 1.21 (s, 4H), 1.10 (s, 3H); $^{13}\text{C}\{^1\text{H}\}$ NMR (101 MHz, CDCl_3) δ 170.7, 170.3, 169.4, 169.3, 141.8, 119.5, 119.5, 98.9, 98.8, 72.9, 71.8, 71.3, 68.5, 65.3, 65.2, 62.1, 42.9, 37.8, 37.8, 35.6, 28.2, 28.1, 27.6, 20.7, 20.6, 19.7, 16.4, 16.4; HRMS (ESI) m/z : Calculated for $\text{C}_{24}\text{H}_{38}\text{NO}_{10}^+$ $[\text{M}+\text{H}]^+$: 500.2490; Found: 500.2494.

(2*S*,3*R*,4*S*,5*S*,6*S*)-6-(((*E*)-5-(3,3-dimethylaziridin-2-yl)-3-methylpent-2-en-1-yl)oxy)carbonyl)tetrahydro-2*H*-pyran-2,3,4,5-tetrayl tetraacetate (**35**). The title compound has been previously unknown and was synthesized following general procedure condition [B] on 1.0 mmol scale in 50% yield as a yellow viscous oil (255.0 mg, 1:1 d.r., $R_f = 0.3$, CH_2Cl_2 : MeOH = 10:1 (v/v)). ^1H NMR (400 MHz, CDCl_3) δ 5.70 (dd, $J = 7.6, 3.8$ Hz, 1H), 5.30 – 5.20 (m, 2H), 5.20 – 5.13 (m, 1H), 5.12 – 5.02 (m, 1H), 4.64 – 4.49 (m, 2H), 4.10 (dd, $J = 9.7, 3.3$ Hz, 1H), 2.18 – 1.88 (m, 15H), 1.65 (s, 3H), 1.53 – 1.41 (m, 2H), 1.19 (s, 3H), 1.09

(s, 3H), 0.81 (s, 1H); $^{13}\text{C}\{^1\text{H}\}$ NMR (101 MHz, CDCl_3) δ 169.9, 169.2, 169.2, 168.8, 166.4, 143.2, 117.4, 91.3, 73.0, 71.9, 70.1, 68.9, 62.9, 42.9, 42.8, 37.7, 35.7, 28.0, 27.5, 20.8, 20.6, 20.5, 20.5, 19.7, 16.5; HRMS (ESI) m/z : Calculated for $\text{C}_{24}\text{H}_{36}\text{NO}_{11}^+$ $[\text{M}+\text{H}]^+$: 514.2283; Found: 514.2286.

(*E*)-5-(3,3-dimethylaziridin-2-yl)-3-methylpent-2-en-1-yl (2*S*,3*S*,4*S*,5*R*,6*S*)-3,4,5-tris(benzyloxy)-6-methoxytetrahydro-2*H*-pyran-2-carboxylate (**36**). The title compound has been previously unknown and was synthesized following general procedure condition [B] on 1.0 mmol scale in 56% yield as a yellow viscous oil (331.0 mg, 1:1 d.r., $R_f = 0.5$, CH_2Cl_2 : MeOH = 10:1 (v/v)). ^1H NMR (400 MHz, CDCl_3) δ 7.39 – 7.19 (m, 15H), 5.36 – 5.32 (m, 1H), 4.95 (d, $J = 10.9$ Hz, 1H), 4.85 – 4.75 (m, 3H), 4.73 – 4.54 (m, 5H), 4.19 (d, $J = 10.0$ Hz, 1H), 3.99 (t, $J = 9.3$ Hz, 1H), 3.73 (dd, $J = 10.0$, 9.0 Hz, 1H), 3.58 (dd, $J = 9.6$, 3.5 Hz, 1H), 3.40 (s, 3H), 2.20 – 1.98 (m, 2H), 1.67 (d, $J = 5.0$ Hz, 4H), 1.52 – 1.42 (m, 2H), 1.22 (s, 3H), 1.11 (s, 3H), 0.31 (s, 1H); $^{13}\text{C}\{^1\text{H}\}$ NMR (101 MHz, CDCl_3) δ 169.7, 142.6, 142.6, 138.5, 138.0, 137.9, 128.5, 128.4, 128.3, 128.2, 128.0, 127.9, 127.7, 127.7, 127.6, 117.9, 117.9, 98.7, 81.3, 79.7, 79.2, 75.9, 75.0, 73.6, 70.3, 62.4, 55.6, 42.9, 37.7, 35.5, 28.0, 27.5, 19.7, 16.5; HRMS (ESI) m/z : Calculated for $\text{C}_{38}\text{H}_{48}\text{NO}_7^+$ $[\text{M}+\text{H}]^+$: 630.3425; Found: 630.3435.

1-((2*R*,4*S*,5*S*)-4-azido-5-(hydroxymethyl)tetrahydrofuran-2-yl)-3-((*E*)-5-(3,3-dimethylaziridin-2-yl)-3-methylpent-2-en-1-yl)-5-methylpyrimidine-2,4(1*H*,3*H*)-dione (**37**). The title compound has been previously unknown was synthesized following general procedure condition [B] on 1.0 mmol scale in 75% yield as a colorless viscous oil (315.3 mg, 1:1 d.r., $R_f = 0.2$, CH_2Cl_2 : MeOH = 10:1 (v/v)). ^1H NMR (400 MHz, CDCl_3) δ 7.61 (d, $J = 4.6$ Hz, 1H), 6.14 (dt, $J = 8.3$, 6.3 Hz, 1H), 5.17 (d, $J = 7.1$ Hz, 1H), 4.49 (d, $J = 6.8$ Hz, 2H), 4.38 – 4.24 (m, 1H), 3.98 – 3.76 (m, 2H), 3.70 (dd, $J = 11.9$, 2.5 Hz, 1H), 2.40 – 2.32 (m, 2H), 2.16 – 1.96 (m, 2H), 1.85 (s, 3H), 1.76 (d, $J = 17.9$ Hz, 4H), 1.49 (q, $J = 7.5$ Hz, 2H), 1.19 (s, 3H), 1.11 (s, 3H), 0.83 (s, 1H); $^{13}\text{C}\{^1\text{H}\}$ NMR (101 MHz, CDCl_3) δ 163.3, 150.8, 150.7, 139.5, 134.6, 134.5, 118.8, 110.2, 110.1, 86.2, 86.1, 84.8, 84.8, 61.1, 60.0, 43.4, 39.4, 37.8, 37.6, 36.5, 27.7, 27.7, 27.2, 27.1, 19.4, 16.5, 13.3; HRMS (ESI) m/z : Calculated for $\text{C}_{20}\text{H}_{31}\text{N}_6\text{O}_4^+$ $[\text{M}+\text{H}]^+$: 419.2401; Found: 419.2405.

(*E*)-5-(3,3-dimethylaziridin-2-yl)-3-methylpent-2-en-1-yl 2-(1-(4-chlorobenzoyl)-5-methoxy-2-methyl-1*H*-indol-3-yl)acetate (**38**). The title compound has been previously unknown and was synthesized following general procedure condition [B] on 1.0 mmol scale in 84% yield as a yellow viscous oil (428.3 mg, $R_f = 0.5$, CH_2Cl_2 : MeOH = 10:1 (v/v)). ^1H NMR (400 MHz, CDCl_3) δ 7.70 – 7.56 (m, 2H), 7.44 (d, $J = 8.5$ Hz, 2H), 6.94 (d, $J = 2.6$ Hz, 1H), 6.85 (d, $J = 9.0$ Hz, 1H), 6.64 (dd, $J = 9.0$, 2.6 Hz, 1H), 5.43 – 5.26 (m, 1H), 4.61 (d, $J = 7.1$ Hz, 2H), 3.81 (s, 3H), 3.64 (s, 2H), 2.35 (s, 3H), 2.20 – 2.15 (m, 2H), 1.67 (s, 4H), 1.50 (q, $J = 7.5$ Hz, 2H), 1.21 (s, 3H), 1.12 (s, 3H), 0.51 (s, 1H);

$^{13}\text{C}\{^1\text{H}\}$ NMR (101 MHz, CDCl_3) δ 170.9, 168.3, 156.1, 142.2, 139.3, 136.0, 134.0, 131.2, 130.8, 130.7, 129.2, 118.5, 115.0, 112.7, 111.6, 101.4, 61.9, 55.7, 43.0, 37.8, 35.6, 30.4, 28.1, 27.6, 19.8, 16.6, 13.4; HRMS (ESI) m/z : Calculated for $\text{C}_{29}\text{H}_{34}\text{ClN}_2\text{O}_4^+$ $[\text{M}+\text{H}]^+$: 509.2202; Found: 509.2209.

3-(3-((4-hydroxy-6-methoxy-7-methyl-3-oxo-1,3-dihydroisobenzofuran-5-yl)methyl)-2-methylaziridin-2-yl)propanoic acid (**39**). The title compound has been previously unknown and was synthesized following general procedure condition [B] on 1.0 mmol scale in 56% yield as a white solid (2 portions addition of pyridine and HOSA every 12 h, 188.1 mg, 1:1 d.r., $R_f = 0.2$, CH_2Cl_2 : MeOH = 10:1 (v/v)). ^1H NMR (400 MHz, CDCl_3) δ 6.12 (brs, 3H), 5.15 – 5.01 (m, 2H), 3.75 (s, 3H), 3.15 (dd, $J = 10.3$, 1.6 Hz, 1H), 3.05 (dd, $J = 14.1$, 1.6 Hz, 1H), 2.62 (td, $J = 10.4$, 3.3 Hz, 2H), 2.48 (dt, $J = 17.5$, 9.9 Hz, 2H), 2.10 (s, 3H), 2.00 – 1.87 (m, 1H), 1.48 (s, 3H); $^{13}\text{C}\{^1\text{H}\}$ NMR (101 MHz, CDCl_3) δ 176.4, 163.5, 146.3, 120.4, 107.8, 88.0, 69.1, 61.1, 59.2, 29.1, 29.0, 26.5, 22.5, 11.6; HRMS (ESI) m/z : Calculated for $\text{C}_{17}\text{H}_{22}\text{NO}_6^+$ $[\text{M}+\text{H}]^+$: 336.1442; Found: 336.1440.

(\pm)-(1*S*,2*S*)-2-(*p*-tolylthio)cyclooctan-1-amine (**40**). To an 8 mL glass vial equipped with magnetic bar was added **2** (1.0 mmol, 125.2 mg, 1.0 equiv), 4-MeC₆H₄SH (3.0 mmol, 372.6 mg, 3.0 equiv) at room temperature. Methanol was added for dissolving the reaction mixture to make the concentration 0.5 M. And then the vial was placed on 70 °C heating block and stirred for overnight. After cooling down to room temperature, the solvent was removed *in vacuo* and the residue was purified by silica gel column chromatography directly to provide **40** in 71% yield as a yellow oil (176.7 mg $R_f = 0.5$, CH_2Cl_2 : MeOH = 10:1 (v/v)). ^1H NMR (400 MHz, CDCl_3) δ 7.31 (d, $J = 7.8$ Hz, 2H), 7.07 (d, $J = 7.8$ Hz, 2H), 3.06 – 2.98 (m, 1H), 2.93 (dd, $J = 10.3$, 6.3 Hz, 1H), 2.29 (s, 3H), 2.14 (s, 2H), 1.87 – 1.54 (m, 7H), 1.49 – 1.27 (m, 5H). $^{13}\text{C}\{^1\text{H}\}$ NMR (101 MHz, CDCl_3) δ 137.0, 132.7, 131.5, 129.7, 58.7, 54.7, 32.7, 30.5, 26.4, 26.1, 25.6, 25.2, 21.1; HRMS (ESI) m/z : Calculated for $\text{C}_{15}\text{H}_{24}\text{NS}^+$ $[\text{M}+\text{H}]^+$: 250.1624; Found: 250.1631.

(3*aS*,9*aR*)-2-(pyridin-2-yl)-3*a*,4,5,6,7,8,9,9*a*-octahydrocycloocta[*d*]oxazole (**41**). Step 1: To an 8 mL glass vial equipped with magnetic bar was added **2** (1.0 mmol, 125.2 mg, 1.0 equiv), EDCI•HCl (1.2 mmol, 230.0 mg, 1.2 equiv), DMAP (0.2 mmol, 24.4 mg, 0.2 equiv) and picolinic acid (1.2 mmol, 147.6 mg, 1.2 equiv) at room temperature. CH_2Cl_2 was added for dissolving the reaction mixture to make the concentration 0.5 M. And then the vial was placed on 30 °C heating block and stirred for overnight. Water was added and the reaction mixture was washed with brine, extracted with CH_2Cl_2 . The combined organic extracts were concentrated *in vacuo* and the residue was purified by silica gel column chromatography to provide the intermediate product as white solid in 97% yield (223.2 mg); Step 2: To an 8 mL glass vial equipped with magnetic bar was added the

intermediate product (223.2 mg, 1.0 equiv) and sodium iodide (149.9 mg, 1.0 equiv). Acetone was added for dissolving the reaction mixture to make the concentration 0.5 M. And then the reaction mixture was heated to reflux on heating block and stirred for 24 h. After cooling down to room temperature, the solvent was removed *in vacuo* and the residue was purified by silica gel column chromatography directly to provide **41** as a colorless oil in 75% total yield over 2 steps. (168.1 mg, $R_f = 0.4$, CH_2Cl_2 : MeOH = 10:1 (v/v)). ^1H NMR (400 MHz, CDCl_3) δ 8.65 (d, $J = 4.7$ Hz, 1H), 7.97 (d, $J = 7.9$ Hz, 1H), 7.71 (t, $J = 7.7$ Hz, 1H), 7.37 – 7.28 (m, 1H), 4.79 – 4.65 (m, 1H), 4.19 (t, $J = 10.2$ Hz, 1H), 2.11 – 1.90 (m, 3H), 1.86 – 1.72 (m, 1H), 1.70 – 1.57 (m, 2H), 1.52 – 1.25 (m, 7H); $^{13}\text{C}\{^1\text{H}\}$ NMR (101 MHz, CDCl_3) δ 161.1, 149.7, 147.1, 136.6, 125.4, 123.7, 85.1, 69.9, 28.6, 28.5, 27.5, 26.7, 25.8, 25.5; HRMS (ESI) m/z : Calculated for $\text{C}_{14}\text{H}_{19}\text{N}_2\text{O}^+$ $[\text{M}+\text{H}]^+$: 231.1492; Found: 231.1497.

9-(3-methoxyphenyl)-9-azabicyclo[6.1.0]nonane (**42**). To an 8 mL glass vial equipped with magnetic bar was added **2** (1.0 mmol, 125.2 mg, 1.0 equiv), 3-OMeC₆H₄B(OH)₂ (1.5 mmol, 228.2 mg, 1.5 equiv), Cu(OAc)₂ (0.1 mmol, 20 mg, 0.1 equiv), myristic acid (0.2 mmol, 46 mg, 0.2 equiv) and 2,6-lutidine (1.0 mmol, 107 mg, 1.0 equiv) at room temperature. Toluene was added for dissolving the reaction mixture to make the concentration 0.5 M. And then the vial was placed on 30 °C heating block and stirred for 24 h. The solvent was removed *in vacuo* and the residue was purified by silica gel column chromatography directly to provide the **42** as a yellow oil in 60% yield (139.0 mg, $R_f = 0.8$, Hexane: Ethyl Acetate = 5:1 (v/v)). ^1H NMR (400 MHz, CDCl_3) δ 7.10 (t, $J = 8.0$ Hz, 1H), 6.57 (dd, $J = 8.0, 2.0$ Hz, 1H), 6.52 (t, $J = 2.3$ Hz, 1H), 6.48 (dd, $J = 8.1, 2.5$ Hz, 1H), 3.77 (s, 3H), 2.29 (dt, $J = 13.6, 3.3$ Hz, 2H), 2.15 – 2.03 (m, 2H), 1.72 – 1.54 (m, 4H), 1.44 (m, 6H); $^{13}\text{C}\{^1\text{H}\}$ NMR (101 MHz, CDCl_3) δ 160.2, 156.9, 129.7, 112.9, 107.5, 106.3, 55.3, 43.7, 27.3, 27.1, 26.6; HRMS (ESI) m/z : Calculated for $\text{C}_{15}\text{H}_{22}\text{NO}^+$ $[\text{M}+\text{H}]^+$: 232.1696; Found: 232.1701.

(*E*)-9-styryl-9-azabicyclo[6.1.0]nonane (**43**). To an 8 mL glass vial equipped with magnetic bar was added Pd₂dba₃ (0.02 mmol, 18.3 mg, 2 mol%), (rac)-BINAP (0.06 mmol, 37.4 mg, 6 mol%) and NaO^tBu (1.4 mmol, 134.5 mg, 1.4 equiv) at room temperature. Toluene was added for dissolving the reaction mixture, and then the vial was placed on 30 °C heating block and stirred for 10 min. Afterwards, **2** and (*E*)-(2-bromovinyl)benzene (1.0 mmol, 183.0 mg, 1.0 equiv) were added successively. The vial was heated to 90 °C for 12 h. After cooling down to room temperature, the solvent was removed *in vacuo* and the residue was purified by silica gel column chromatography directly to provide **43** as a yellow oil in 52% yield (118.2 mg, $R_f = 0.5$, Hexane: Ethyl Acetate = 20:1 (v/v)). ^1H NMR (400 MHz, CDCl_3) δ 7.24 (d, $J = 2.3$ Hz, 4H), 7.13 (td, $J = 6.0, 2.7$ Hz, 1H), 6.86 (d, $J = 13.9$ Hz, 1H), 6.00 (d, $J = 13.9$ Hz, 1H), 2.25 – 2.19 (m, 2H), 1.94 – 1.88 (m, 2H), 1.69 – 1.57 (m, 4H), 1.52 –

1.38 (m, 4H), 1.36 – 1.26 (m, 2H); $^{13}\text{C}\{^1\text{H}\}$ NMR (101 MHz, CDCl_3) δ 142.7, 137.2, 128.6, 126.0, 125.3, 116.0, 43.9, 27.1, 26.8, 26.6; HRMS (ESI) m/z : Calculated for $\text{C}_{16}\text{H}_{22}\text{N}^+$ $[\text{M}+\text{H}]^+$: 228.1747; Found: 228.1752.

Associated content

Supporting Information

The Supporting Information is available free of charge at XXXXXXXXXXXXXXXX

Details for mechanistic investigation, preparation of substrates, copies of the ^1H and ^{13}C NMR spectra

Author information

Corresponding Author

Hao Wang: E-mail: hao@nankai.edu.cn

ORCID

Gang He: 0000-0002-9064-3418

Gong Chen: 0000-0002-5067-9889

Hao Wang: 0000-0002-3831-2988

Author Contributions

All authors have approved the final version of this manuscript.

Notes

The authors declare no competing financial interests.

Acknowledgements

This work was supported by the National Key R&D Program of China (2022YFA1504303, 2023YFA1508800), the National Natural Science Foundation of China (22371144), Fundamental Research Funds for the Central Universities (NKU63231195).

References

- [1] Yudin, A. K. *Aziridines and Epoxides in Organic Synthesis*, Wiley-VCH: Weinheim, 2006.
- [2] Botuha, C.; Chemla, F.; Ferreira, F.; Pérez-Luna, A. *Aziridines in Natural Product Synthesis. In Heterocycles in Natural Product Synthesis*, 2011, pp 1–39.
- [3] (a) Terano, H.; Takase, S.; Hosoda, J.; Kohsaka, M. A New Antitumor Antibiotic, FR-66979. *J. Antibiot. (Tokyo)*. **1989**, 42, 145-148. (b) Dorr, R. T.; Shipp, N. G.; Liddil, J. D.; Iyengar, B. S.; Kunz, K. R.; Remers, W. A. Cardiotoxicity of Mitomycin a, Mitomycin C, and Seven N⁷

Analogues in Vitro. *Cancer Chemother Pharmacol.* **1992**, *31*, 1–5. (c) Tsuchida, T.; Iinuma, H.; Kinoshita, N.; Ikeda, T.; Sawa, R.; Takahashi, Y.; Naganawa, H.; Sawa, T.; Hamada, M.; Takeuchi, T. Azicemicin A, A New Antimicrobial Antibiotic from *Amycolatopsis*. *J. Antibiot. (Tokyo)*. **1993**, *46*, 1772–1774. (d) Ismail, F. M.; Levitsky, D. O.; Dembitsky, V. M. Aziridine Alkaloids as Potential Therapeutic Agents. *Eur. J. Med. Chem.* **2009**, *44*, 3373–3387.

[4] For selected reviews on applications of aziridines in organic synthesis, see: (a) McCoull, W.; Davis, F. A. Recent Synthetic Applications of Chiral Aziridines. *Synthesis* **2000**, *10*, 1347–1365. (b) Zwanenburg, B.; Holte, P. t. The Synthetic Potential of Three-Membered Ring Aza-Heterocycles. *Top. Curr. Chem.* **2001**, *216*, 93–124. (c) Florio, S.; Luisi, R. Aziridinyl Anions: Generation, Reactivity, and Use in Modern Synthetic Chemistry. *Chem. Rev.* **2010**, *110*, 5128–5157. (d) Stanković, S.; D'hooghe, M.; Catak, S.; Eum, H.; Waroquier, M.; Speybroeck, V. V.; Kimpe, N. D.; Ha, H.-J. Regioselectivity in the Ring Opening of Non-Activated Aziridines. *Chem. Soc. Rev.* **2012**, *41*, 643–665. (e) Meyer, F. Trifluoromethyl Nitrogen Heterocycles: Synthetic Aspects and Potential Biological Targets. *Chem. Commun.* **2016**, *52*, 3077–3094. (f) Sabir, S.; Kumar, G.; Verma, V. P.; Jat, J. L. Aziridine Ring Opening: An Overview of Sustainable Methods. *ChemistrySelect* **2018**, *3*, 3702–3711. (g) Jung, S.; Kang, S.; Kuwabara, J.; Yoon, H. J. Aziridine-Based Polyaddition, Post-Modification, and Crosslinking: Can Aziridine Rival Epoxide in Polymer Chemistry? *Polym. Chem.* **2019**, *10*, 4506–4512. (h) Xuan, J.; He, X. K.; Xiao, W. J. Visible Light-Promoted Ring-Opening Functionalization of Three-Membered Carbo- and Heterocycles. *Chem. Soc. Rev.* **2020**, *49*, 2546–2556.

[5] Watson, I. D. G.; Yu, L.; Yudin, A. K. Advances in Nitrogen Transfer Reactions Involving Aziridines. *Acc. Chem. Res.* **2006**, *39*, 194–206.

[6] Sweeney, J. B. Aziridines: Epoxides' Ugly Cousins? *Chem. Soc. Rev.* **2002**, *31*, 247–258.

[7] For selected reviews, see: (a) Osborn, H. M. I.; Sweeney, J. The Asymmetric Synthesis of Aziridines. *Tetrahedron: Asymmetry* **1997**, *8*, 1693–1715. (b) Müller, P.; Fruit, C. Enantioselective Catalytic Aziridinations and Asymmetric Nitrene Insertions into CH Bonds. *Chem. Rev.* **2003**, *103*, 2905–2919. (c) Padwa, A.; Murphree, S. S. Epoxides and Aziridines – A Mini Review. *ARKIVOC*. **2006**, *2006*, 6–33. (d) Karila, D.; Dodd, R. H. Recent Progress in Iminoiodane-Mediated Aziridination of Olefins. *Curr. Org. Chem.* **2011**, *15*, 1507–1538. (e) Chang, J. W. W.; Ton, T. M. U.; Chan, P. W. H. Transition-Metal-Catalyzed Aminations and Aziridinations of C–H and C=C Bonds with Iminoiodanes. *Chem. Rec.* **2011**, *11*, 331–357. (f) Degennaro, L.; Trinchera, P.; Luisi, R. Recent Advances in the Stereoselective Synthesis of Aziridines. *Chem. Rev.* **2014**, *114*, 7881–7929. (g) Zhu, Y.; Wang, Q.; Cornwall, R. G.; Shi, Y. Organocatalytic Asymmetric Epoxidation and

Aziridination of Olefins and Their Synthetic Applications. *Chem. Rev.* **2014**, *114*, 8199–8256. (h) Roma, E.; Tosi, E.; Miceli, M.; Gasperi, T. Asymmetric Organocatalytic Aziridination: Recent Advances. *Asian J. Org. Chem.* **2018**, *7*, 2357–2367. (i) Pellissier, H. Recent Developments in Asymmetric Aziridination. *Adv. Synth. Catal.* **2014**, *356*, 1899–1935. (j) Singh, G. S. Advances in Synthesis and Chemistry of Aziridines. *Adv. Heterocyclic Chem.* **2019**, *129*, 245–335. (k) Ju, M.; Schomaker, J. M. Nitrene Transfer Catalysts for Enantioselective C–N Bond Formation. *Nat. Rev. Chem.* **2021**, *5*, 580–594. (l) Luan, X.; Yu, J. Hydroxylamines as One-Atom Nitrogen Sources for Metal-Catalyzed Cycloadditions. *Synthesis* **2021**, *53*, 1423–1433.

[8] Yu, Z.; Lu, Z.; Wulff, W. D. Catalytic Asymmetric Aziridination with Catalysts Derived from Vapal and Vanol. *Synlett* **2009**, *2009*, 2715–2739.

[9] For selected examples of addition of nitrene intermediate to alkenes, see: (a) Mansuy, D.; Mahy, J.-P.; Dureault, A.; Bedi, G.; Battioni, P. Iron- and Manganese-Porphyrin Catalyzed Aziridination of Alkenes by Tosyl- and Acyl-Iminoiodobenzene. *J. Chem. Soc. Chem. Commun.* **1984**, 1161–1163. (b) Mahy, J.-P.; Bedi, G.; Battioni, P.; Mansuy, D. Aziridination of Alkenes Catalyzed by Porphyrinirons: Selection of Catalysts for Optimal Efficiency and Stereospecificity. *J. Chem. Soc. Perkin Trans. 2.* **1988**, 1517–1524. (c) Evans, D. A.; Faul, M. M.; Bilodeau, M. T. Copper-Catalyzed Aziridination of Olefins by (*N*-(*p*-Toluenesulfonyl)Imino)Phenylidiodine. *J. Org. Chem.* **1991**, *56*, 6744–6746. (d) Li, Z.; Conser, K. R.; Jacobsen, E. N. Asymmetric Alkene Aziridination with Readily Available Chiral Diimine-Based Catalysts. *J. Am. Chem. Soc.* **1993**, *115*, 5326–5327. (e) Evans, D. A.; Faul, M. M.; Bilodeau, M. T.; Anderson, B. A.; Barnes, D. M. Bis(Oxazoline)-Copper Complexes as Chiral Catalysts for the Enantioselective Aziridination of Olefins. *J. Am. Chem. Soc.* **1993**, *115*, 5328–5329. (f) Dauban, P.; Sanière, L.; Tarrade, A. I.; Dodd, R. H. Copper-Catalyzed Nitrogen Transfer Mediated by Iodosylbenzene $\text{PhI}=\text{O}$. *J. Am. Chem. Soc.* **2001**, *123*, 7707–7708. (g) Guthikonda, K.; Bois, J. D. A Unique and Highly Efficient Method for Catalytic Olefin Aziridination. *J. Am. Chem. Soc.* **2002**, *124*, 13672–13673. (h) Nishimura, M.; Minakata, S.; Takahashi, T.; Oderaotoshi, Y.; Komatsu, M. Asymmetric N1 Unit Transfer to Olefins with a Chiral Nitridomanganese Complex: Novel Stereoselective Pathways to Aziridines or Oxazolines. *J. Org. Chem.* **2002**, *67*, 2101–2110. (i) Kwong, H.-L.; Liu, D.; Chan, K.-Y.; Lee, C.-S.; Huang, K.-H.; Che, C.-M. Copper(I)-Catalyzed Asymmetric Alkene Aziridination Mediated by $\text{PhI}(\text{OAc})_2$: A Facile One-Pot Procedure. *Tetrahedron Lett.* **2004**, *45*, 3965–3968. (j) Catino, A. J.; Nichols, J. M.; Forslund, R. E.; Doyle, M. P. Efficient Aziridination of Olefins Catalyzed by Mixed-Valent Dirhodium(II,III) Caprolactamate. *Org. Lett.* **2005**, *7*, 2787–2790. (k) Ruppel, J. V.; Jones, J. E.; Huff, C. A.; Kamble, R. M.; Chen, Y.; Zhang, X. P. A Highly Effective

- Cobalt Catalyst for Olefin Aziridination with Azides: Hydrogen Bonding Guided Catalyst Design. *Org. Lett.* **2008**, *10*, 1995–1998. (l) Yu, W. L.; Chen, J. Q.; Wei, Y. L.; Wang, Z. Y.; Xu, P. F. Alkene Functionalization for the Stereospecific Synthesis of Substituted Aziridines by Visible-Light Photoredox Catalysis. *Chem. Commun.* **2018**, *54*, 1948–1951. (m) Deng, T.; Mazumdar, W.; Yoshinaga, Y.; Patel, P. B.; Malo, D.; Malo, T.; Wink, D. J.; Driver, T. G. Rh₂(II)-Catalyzed Intermolecular *N*-Aryl Aziridination of Olefins Using Nonactivated N Atom Precursors. *J. Am. Chem. Soc.* **2021**, *143*, 19149–19159. (n) Boquet, V.; Nasrallah, A.; Dana, A. L.; Brunard, E.; Di Chenna, P. H.; Duran, F. J.; Retailleau, P.; Darses, B.; Sircoglou, M.; Dauban, P. Rhodium(II)-Catalyzed Enantioselective Intermolecular Aziridination of Alkenes. *J. Am. Chem. Soc.* **2022**, *144*, 17156–17164. (o) Rodríguez, M. R.; M Rodríguez, A.; López-Resano, S.; Pericàs, M. A.; Díaz-Requejo, M. M.; Maseras, F.; Pérez, P. J. Non-Innocent Role of the Halide Ligand in the Copper-Catalyzed Olefin Aziridination Reaction. *ACS Catal.* **2023**, *13*, 706–713. (p) Wang, J.; Luo, M.-P.; Gu, Y.-J.; Liu, Y.-Y.; Qin, Y.; Wang, S.-G. Chiral Cp^{*}rhodium(III)-Catalyzed Enantioselective Aziridination of Unactivated Terminal Alkenes. *Angew. Chem. Int. Ed.* **2024**, *10.1002/anie.202400502*.
- [10] (a) Jeong, J. U.; Tao, B.; Sagasser, I.; Henniges, H.; Sharpless, K. B. Bromine-Catalyzed Aziridination of Olefins. A Rare Example of Atom-Transfer Redox Catalysis by a Main Group Element. *J. Am. Chem. Soc.* **1998**, *120*, 6844–6845. (b) Yoshimura, A.; Middleton, K. R.; Zhu, C.; Nemykin, V. N.; Zhdankin, V. V. Hypiodite-Mediated Metal-Free Catalytic Aziridination of Alkenes. *Angew. Chem. Int. Ed.* **2012**, *51*, 8059–8062. (c) Johnson, S. L.; Hilinski, M. K. Organocatalytic Olefin Aziridination via Iminium-Catalyzed Nitrene Transfer: Scope, Limitations, and Mechanistic Insight. *J. Org. Chem.* **2019**, *84*, 8589–8595. (d) Liu, M. S.; Du, H. W.; Cui, J. F.; Shu, W. Intermolecular Metal-Free Cyclopropanation and Aziridination of Alkenes with XH₂ (X=N, C) by Thianthrenation. *Angew. Chem. Int. Ed.* **2022**, *61*, e202209929. (e) Tan, H.; Samanta, S.; Maity, A.; Roychowdhury, P.; Powers, D. C. *N*-Aminopyridinium Reagents as Traceless Activating Groups in the Synthesis of *N*-Aryl Aziridines. *Nat. Commun.* **2022**, *13*, 3341. (f) Pinarci, A. A.; Daniecki, N.; TenHoeve, T. M.; Delloso, B.; Madiu, R.; Mejia, L.; Bektas, S. E.; Moura-Letts, G. Synthesis of *N*-Tosylaziridines from Substituted Alkenes via Zirconooxaziridine Catalysis. *Chem. Commun.* **2022**, *58*, 4909–4912. (g) Wöfl, B.; Winter, N.; Li, J.; Noble, A.; Aggarwal, V. K. Strain-Release Driven Epoxidation and Aziridination of Bicyclo[1.1.0]Butanes via Palladium Catalyzed σ -Bond Nucleopalladation. *Angew. Chem. Int. Ed.* **2023**, *62*, e202217064. (h) Lv, Q.; Hu, Z.; Zhang, Y.; Zhang, Z.; Lei, H. Advancing Meta-Selective C–H Amination through Non-Covalent Interactions. *J. Am. Chem. Soc.* **2024**, *146*, 1735–1741.
- [11] For reviews on free N–H aziridines syntheses, see: Sabir, S.; Kumar, G.; Jat, J. L. Unprotected Aziridines: A Synthetic Overview. *Asian J. Org. Chem.* **2017**, *6*, 782–793. [12] (a) Varszegi, C.; Ernst, M.; van Laar, F.; Sels, B. F.; Schwab, E.; Vos, D. E. D. A Micellar Iodide-Catalyzed Synthesis of Unprotected Aziridines from Styrenes and Ammonia. *Angew. Chem. Int. Ed.* **2008**, *47*, 1477–1480. (b) Vanhoof, J. R.; Smedt, P. J. D.; Krasniqi, B.; Ameloot, R.; Sakellariou, D.; Vos, D. E. D. Direct Electrocatalytic N–H Aziridination of Aromatic Alkenes Using Ammonia. *ACS Sustainable Chem. Eng.* **2021**, *9*, 11596–11603. (c) Liu, S.; Zhao, W.; Li, J.; Wu, N.; Liu, C.; Wang, X.; Li, S.; Zhu, Y.; Liang, Y.; Cheng, X. Electrochemical Aziridination of Tetrasubstituted Alkenes with Ammonia. *CCS Chem.* **2022**, *4*, 693–703. [13] Jat, J. L.; Paudyal, M. P.; Gao, H.; Xu, Q.-L.; Yousufuddin, M.; Devarajan, D.; Ess, D. H.; Kürti, L.; Falck, J. R. Direct Stereospecific Synthesis of Unprotected N–H and N–Me Aziridines from Olefins. *Science* **2014**, *343*, 61–65. [14] (a) Ma, Z.; Zhou, Z.; Kürti, L. Direct and Stereospecific Synthesis of N–H and N–Alkyl Aziridines from Unactivated Olefins Using Hydroxylamine-*O*-Sulfonic Acids. *Angew. Chem. Int. Ed.* **2017**, *56*, 9886–9890. (b) Munnuri, S.; Anugu, R. R.; Falck, J. R. Cu(II)-Mediated N–H and N–Alkyl Aryl Amination and Olefin Aziridination. *Org. Lett.* **2019**, *21*, 1926–1929. [15] Cheng, Q.-Q.; Zhou, Z.; Jiang, H.; Siitonen, J. H.; Ess, D. H.; Zhang, X.; Kürti, L. Organocatalytic Nitrogen Transfer to Unactivated Olefins via Transient Oxaziridines. *Nat. Catal.* **2020**, *3*, 386–392. [16] (a) Jat, J. L.; Chandra, D.; Kumar, P.; Singh, V.; Tiwari, B. Metal- and Additive-Free Intermolecular Aziridination of Olefins Using *N*-Boc-*O*-Tosylhydroxylamine. *Synthesis* **2022**, *54*, 4513–4520. (b) Sabir, S.; Pandey, C. B.; Yadav, A. K.; Tiwari, B.; Jat, J. L. Direct N–H/N–Me Aziridination of Unactivated Olefins Using *O*-(Sulfonyl)Hydroxylamines as Aminating Agents. *J. Org. Chem.* **2018**, *83*, 12255–12260. (c) Chandra, D.; Yadav, A. K.; Singh, V.; Tiwari, B.; Jat, J. L. Fe(II)-Catalyzed Synthesis of Unactivated Aziridines (N–H/N–Me) from Olefins Using *O*-Arylsulfonyl Hydroxylamines. *ChemistrySelect* **2021**, *6*, 10524–10526. [17] (a) Wallace, R. G. Hydroxylamine-*O*-Sulfonic Acid — a Versatile Synthetic Reagent. *Aldrichimica Acta.* **1980**, *13*, 3–11. (b) Wallace, R. G. Hydroxylamine-*O*-Sulphonic Acid. Its Use in Organic Synthesis. A Review. *Org. Prep. Proced. Int.* **1982**, *14*, 265–307. [18] Meuwsen, A.; Gösl, R. Darstellung Von Verbindungen Des Typs [R₃N–NH₂]*X*. *Angew. Chem.* **1957**, *69*, 754–755. [19] (a) Wang, H.; Park, Y.; Bai, Z.; Chang, S.; He, G.; Chen, G. Iridium-Catalyzed Enantioselective C(sp³)-H Amidation Controlled by Attractive Noncovalent Interactions. *J. Am. Chem. Soc.* **2019**, *141*, 7194–7201. (b) Wang, H.; Jung, H.; Song, F.; Zhu, S.; Bai, Z.; Chen, D.; He,

- G.; Chang, S.; Chen, G. Nitrene-Mediated Intermolecular N–N Coupling for Efficient Synthesis of Hydrazides. *Nat. Chem.* **2021**, *13*, 378–385. (c) Song, F.; Zhu, S.; Wang, H.; Chen, G. Iridium-Catalyzed Intermolecular N–N Coupling for Hydrazide Synthesis Using *N*-Benzoyloxycarbamates as Acyl Nitrene Precursor. *Chin. J. Org. Chem.* **2021**, *41*, 4050–4058. (d) Bai, Z.; Song, F.; Wang, H.; Cheng, W.; Zhu, S.; Huang, Y.; He, G.; Chen, G. Nitrene-Mediated P–N Coupling under Iron Catalysis. *CCS Chem.* **2022**, *4*, 2258–2266. (e) Bai, Z.; Zhu, S.; Hu, Y.; Yang, P.; Chu, X.; He, G.; Wang, H.; Chen, G. Synthesis of *N*-Acyl Sulfenamides via Copper Catalysis and Their Use as *S*-Sulfenylating Reagents of Thiols. *Nat. Commun.* **2022**, *13*, 6445. (f) Zhu, S. Y.; He, W. J.; Shen, G. C.; Bai, Z. Q.; Song, F. F.; He, G.; Wang, H.; Chen, G. Ligand-Promoted Iron-Catalyzed Nitrene Transfer for the Synthesis of Hydrazines and Triazanes through *N*-Amidation of Arylamines. *Angew. Chem. Int. Ed.* **2024**, *63*, e202312465.
- [20] Ekegren, J. K.; Roth, P.; Kallstrom, K.; Tarnai, T.; Andersson, P. G. Synthesis and Evaluation of *N,S*-Compounds as Chiral Ligands for Transfer Hydrogenation of Acetophenone. *Org. Biomol. Chem.* **2003**, *1*, 358–366.
- [21] Li, Y.; Li, W.-Y.; Tang, X.; Liu, X.; Feng, X. Synthesis of Chiral Pyridine-Oxazolines via a Catalytic Asymmetric Heine Reaction of Meso-*N*-(2-Picolinoyl)-Aziridines. *Org. Chem. Front.* **2022**, *9*, 1531–1535.
- [22] Sasaki, M.; Dalili, S.; Yudin, A. K. *N*-Arylation of Aziridines. *J. Org. Chem.* **2003**, *68*, 2045–2047.
- [23] Dalili, S.; Yudin, A. K. Transition Metal-Catalyzed Synthesis and Reactivity of *N*-Alkenyl Aziridines. *Org. Lett.* **2005**, *7*, 1161–1164.
- [24] Armarego, W. L. F.; Chai, C. L. L. *Purification of Laboratory Chemicals*. Elsevier, 7th edition, 2013.