

# The $n,\pi^*$ States of Heteroaromatics: When are They the Lowest Excited States and in What Way Can They Be Aromatic or Antiaromatic?

Nathalie Proos Vedin,<sup>a</sup> Sílvia Escayola,<sup>b,c</sup> Slavko Radenković,<sup>d\*</sup> Miquel Solà,<sup>b\*</sup> and  
Henrik Ottosson<sup>a\*</sup>

<sup>a</sup> Department of Chemistry - Ångström Laboratory, Uppsala University, 751 20 Uppsala, Sweden. <sup>b</sup> Institut de Química Computacional i Catàlisi and Departament de Química, Universitat de Girona, C/ Maria Aurèlia Capmany, 69, 17003 Girona, Catalonia, Spain. <sup>c</sup> Donostia International Physics Center (DIPC), 20018 Donostia, Euskadi, Spain. <sup>d</sup> University of Kragujevac, Faculty of Science, P. O. Box 60, 34000 Kragujevac, Serbia.

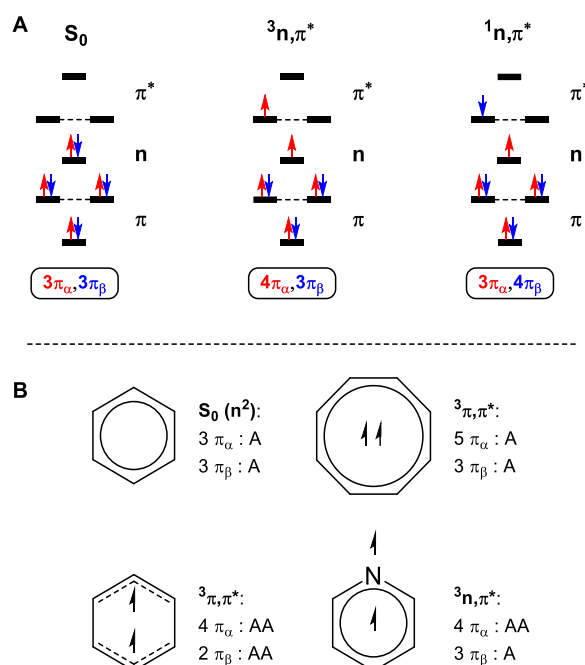
**Abstract:** Heteroaromatic molecules are found in areas ranging from biochemistry to organic electronics. We analyze the  $n,\pi^*$  excited states of  $6\pi$ -electron heteroaromatic compounds with in-plane lone-pair orbitals ( $n_\sigma$ , here labelled  $n$ ), and use qualitative theory and quantum chemical computations, with a start at Mandado's  $2n+1$  rule for aromaticity of separate spins. After excitation of an electron from  $n$  to  $\pi^*$ , a  $(4n+2)\pi$ -electron species has  $2n+2$   $\pi_\alpha$ -electrons and  $2n+1$   $\pi_\beta$ -electrons (or *vice versa*), and becomes  $\pi_\alpha$ -antiaromatic and  $\pi_\beta$ -aromatic. Yet, the antiaromatic  $\pi_\alpha$ - and aromatic  $\pi_\beta$ -components often do not cancel, leading to either aromatic or antiaromatic residuals. We focus on vertically excited triplet  $n,\pi^*$  states ( $^3n,\pi^*$ ), which are most readily analyzed, but also explore singlet  $n,\pi^*$  states ( $^1n,\pi^*$ ), and explain which compounds have  $n,\pi^*$  states with aromatic residuals as their lowest excited states (*e.g.*, pyrazine and the phenyl anion). Our results show that if the  $\pi_\beta$ -electron population becomes more (less) uniformly distributed upon excitation, the system will have an (anti-)aromatic residual. Among

isomeric heteroaromatics, the isomer which has the most aromatic residual in  ${}^3n,\pi^*$  is often of lowest energy in this state. Five-membered ring heteroaromatics with one or two N, O and/or S atoms never have  $n,\pi^*$  states as their first excited states ( $T_1$  and  $S_1$ ), while this is nearly always the case for six-membered ring heteroaromatics with electropositive heteroatoms and/or highly symmetric ( $D_{2h}$ ) diheteroaromatics. For the complete compound set, there is a visible yet modest correlation between the (anti)aromatic character of the  $n,\pi^*$  state and the energy difference between the lowest  $n,\pi^*$  and  $\pi,\pi^*$  states ( $R^2 = 0.42$ ) while the correlation is significantly stronger for monosubstituted pyrazines ( $R^2 = 0.84$ ).

## Introduction

Approximately two thirds of all compounds that were known at the end of last century are fully or partially aromatic, and about half are heteroaromatic.<sup>1</sup> The latter find applications in a wide array of areas including pharmaceutical chemistry, agrochemistry, and organic electronics.<sup>1-8</sup> Thus, it is important to understand their electronic structures, and this applies to their singlet ground states ( $S_0$ ) as well as the first electronically excited states of singlet and triplet multiplicities ( $S_1$  and  $T_1$ ), where the latter states normally determine the photophysical and photochemical features. One characteristic is their extent of (anti)aromaticity,<sup>1</sup> and in the lowest  $\pi,\pi^*$  excited states, (anti)aromaticity is often given by Baird's rule.<sup>9-18</sup> This rule tells that annulenes with  $4n$   $\pi$ -electrons are aromatic in these states while those with  $4n+2$  are antiaromatic. However, this form of excited state (anti)aromaticity is not valid for heteroaromatics with  $n,\pi^*$  states as  $S_1$  and/or  $T_1$  states, *e.g.*, pyrazine and *s*-triazine. Thus, how to assess and rationalize the potential aromatic or antiaromatic character of the  $n,\pi^*$  states of heteroaromatics? Does the (anti)aromatic character influence which state is the lowest in energy, the  $n,\pi^*$  or the  $\pi,\pi^*$  state?

A heteroaromatic molecule with six  $\pi$ -electrons in  $S_0$  (three of each spin) will in its  $n,\pi^*$  state, where  $n$  is an in-plane orbital, have four  $\pi$ -electrons of one spin ( $\alpha$  spin) and three of the other ( $\beta$  spin), and this applies to both the singlet and triplet  $n,\pi^*$  state (Figure 1A). To understand their aromatic, nonaromatic or antiaromatic characters, we utilize Mandado's  $2n+1$  rule for aromaticity of separate spins.<sup>19</sup> With this rule, Hückel's  $4n+2$  rule for closed-shell singlet state aromaticity is fractionated into a  $2n+1$   $\pi_\alpha$ -electron part and a  $2n+1$   $\pi_\beta$ -electron part (Figure 1B), while Baird's  $4n$  rule for the lowest  $\pi,\pi^*$  triplet state of  $[4n]$ annulenes is fractionated into a  $2n+1$   $\pi_\alpha$ -electron and a  $2n-1$   $\pi_\beta$ -electron part, all four numbers corresponding to aromaticity for separate spins. Conversely, the lowest  $\pi,\pi^*$  triplet state of a species with  $4n+2$   $\pi$ -electrons is antiaromatic, having  $2n+2$   $\pi_\alpha$ - and  $2n$   $\pi_\beta$ -electrons. A similar rule, derived by Valiev *et al.*, tells that molecules are aromatic (antiaromatic) when having an odd (even) number of doubly and singly occupied  $\pi$ -orbitals,<sup>20</sup> suggesting that Mandado's rule applies also to singlet excited states with the same electron configuration as the  $\pi,\pi^*$  triplet state.



**Figure 1:** (A) Orbital occupancies in the  $S_0$  state ( $n^2$ ) and the triplet and singlet  $n,\pi^*$  states, with  $\alpha$ -electrons in red and  $\beta$ -electrons in blue. (B) Illustrations of Mandado's rule for

(anti)aromaticity of separate spins with aromaticity (A) and antiaromaticity (AA) components in the  $S_0$  and the triplet  $\pi,\pi^*$  ( $T_1$ ) states of benzene, the triplet  $\pi,\pi^*$  ( $T_1$ ) state of cyclooctatetraene, and the triplet  $n,\pi^*$  state of pyridine.

We have recently revealed the difficulty in proper assessment of excited state aromaticity through molecules which instead of Baird-aromatic are Hückel-aromatic or Hückel-Baird hybrid-aromatic in their lowest excited states.<sup>21-23</sup> The situation also becomes more complex in heteroaromatics with in-plane lone-pairs ( $n_\sigma$ , herein labelled  $n$ ). The  $n,\pi^*$  state of such a  $(4n+2)\pi$ -electron molecule has  $2n+2$   $\pi_\alpha$ - and  $2n+1$   $\pi_\beta$ -electrons (or *vice versa*), and would at first glance be nonaromatic if the aromatic  $\pi_\beta$ -component cancels the antiaromatic  $\pi_\alpha$ -component. Yet, can the two parts combined instead lead to aromatic or antiaromatic residuals?

Although the (anti)aromatic characters of various heteroaromatics in their lowest excited states have been analyzed earlier through computations,<sup>24-27</sup> the (anti)aromaticity of the  $n,\pi^*$  states has to the best of our knowledge not been addressed, neither through qualitative theory nor quantitative computations. Such information can be important to rationalize characteristics of  $n,\pi^*$  states; what are the implications of an aromatic residual for the excited state properties of heteroaromatics in their lowest  $n,\pi^*$  states? Compounds with  $n,\pi^*$  states with aromatic residuals may have these as their  $T_1$  and  $S_1$  states, with potentially lower excitation energies and higher photochemical stabilities than (isomeric) compounds with  $n,\pi^*$  states having non- or antiaromatic residuals. However, a number of additional factors also impact.

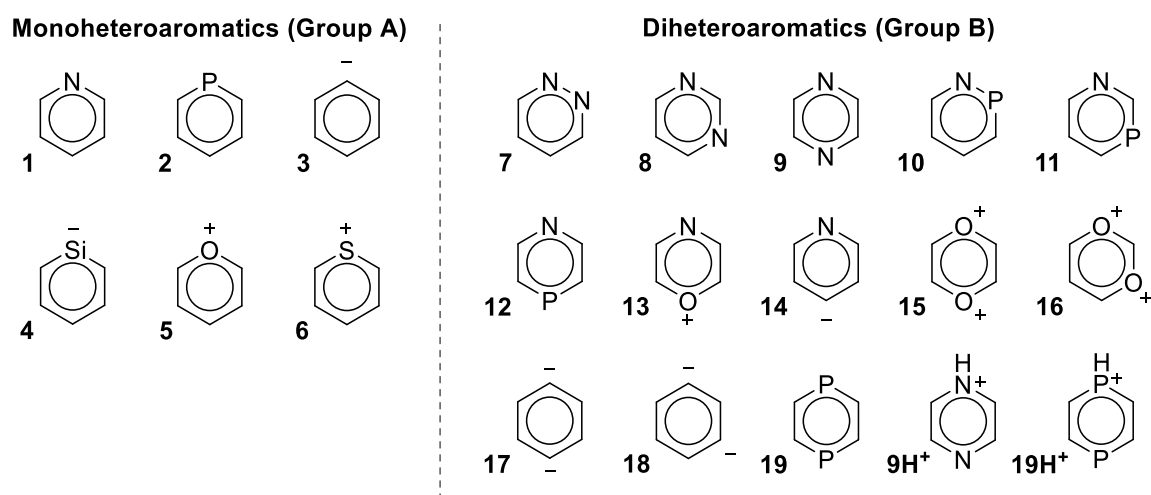
Here, two recent computational findings are noteworthy. In the first, Foroutan-Nejad points out the lack of correlation between paratropicity and aromatic stabilization energy in monocyclic  $\pi$ -conjugated hydrocarbon radicals,<sup>28</sup> and in the second, Zhu *et al.* uses the concept of adaptive aromaticity in 16- as well as 18-electron metallaaromatic compounds with lowest excited states of  $\pi,\sigma^*$  or  $\sigma,\pi^*$  character.<sup>29-33</sup> Both monocyclic  $\pi$ -conjugated

hydrocarbon radicals and the metallaaromatics in the states under consideration differ by one electron in the  $\pi_{\alpha}$ - versus  $\pi_{\beta}$ -electron counts. Can our analysis approach be extended to these and other species with odd total numbers of  $\pi_{\alpha}$ - and  $\pi_{\beta}$ -electrons? If so, one may utilize the analysis to species which are not traditionally regarded as heteroaromatics, *e.g.*, carbenes of relevance for astrochemistry or as ligands in complexes for catalysts, or molecules with charge transfer states composed of cyclic radical cationic and anionic moieties.

The extent of aromaticity in the  $S_0$  state of many heteroaromatics has already been reported.<sup>34,35</sup> The compounds now investigated in their  $n,\pi^*$  states (Figure 2) are grouped so as to allow us to explore the effects of heteroatom electronegativity, the number of heteroatoms, and their relative positions. We focus on six-membered ring (6-MR) heterocycles as we find that 5-MR heteroaromatics (*e.g.*, furan and imidazole) always have  $n,\pi^*$  states of high energies placed well above their first  $\pi,\pi^*$  states, making them difficult to observe experimentally.<sup>36</sup> Hence, they are only discussed in the Supporting Information (SI, section 3.7). Among the 6-MR species, the phenyl anion and dianions (**3**, **17**, and **18**) are not heterocycles, but we consider the anionic  $sp^2$  hybridized C atoms with in-plane lone-pairs as heteroatoms. Thus, even though most of the compounds are common heterocycles, we included species that allow us to identify general trends. We focus on heteroaromatics with  $n,\pi^*$  states among the lowest few excited states, whereby they are photochemically relevant. Yet, the  $n,\pi^*$  states are not necessarily  $T_1$  and  $S_1$  for all compounds as that allows us to reveal trends. As far as we know, no investigation into which heteroaromatics have  $n,\pi^*$  states as their lowest excited states and which ones have  $\pi,\pi^*$  states has earlier been reported.

As will be shown, by considering the residuals between the two spin components of (anti)aromaticity, we rationalize features of the heteroaromatics in their  $n,\pi^*$  states, *e.g.*, when these states are the lowest excited states. Hence, we provide a theoretical framework for the (anti)aromatic character of  $n,\pi^*$  states that can be generalized to states with even  $\pi_{\alpha}$ - and

odd  $\pi_{\beta}$ -electron counts (or *vice versa*). We pinpoint why excited state (anti)aromaticity investigations require both quantitative computations and qualitative theory if one is to arrive at conclusions that are correct and comprehensive. Such fundamental knowledge should allow for more insightful design of molecules with targeted properties and applications, especially if linked to machine-learning approaches.



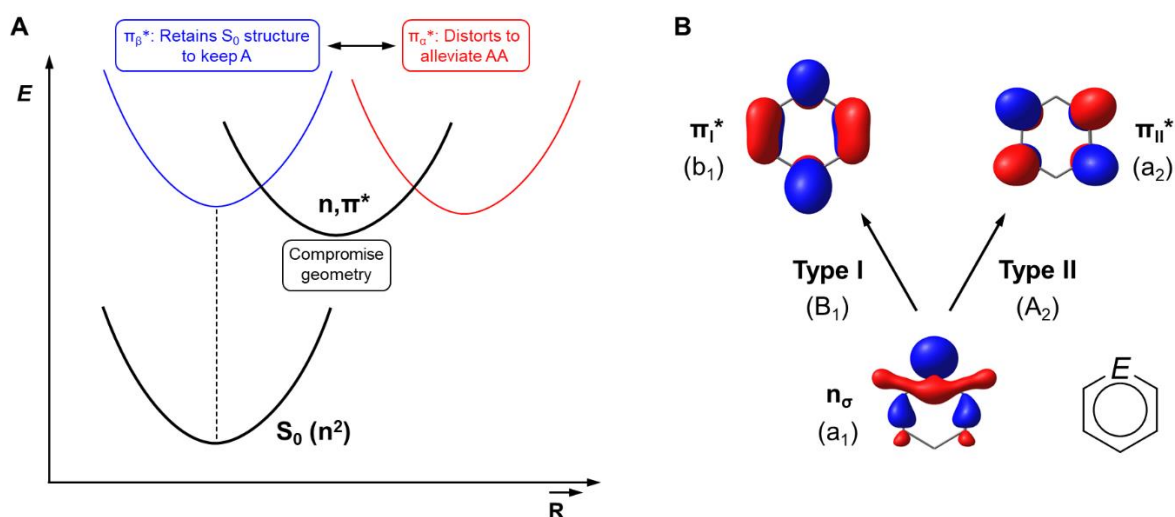
**Figure 2:** The 6-membered ring (6-MR) heteroaromatics investigated herein. For a selection of 5-membered ring (5-MR) heteroaromatics, and an analysis of the frontier orbital energies, see the SI (section 3.7).

### Qualitative Theory

Before discussing computational results, we describe the qualitative theoretical framework. We foremost explore vertical excitations because in the vertical  $n,\pi^*$  state the  $\pi_{\beta}$ -component should, viewed simplistically (Figure 1A), remain as aromatic as in  $S_0$ , while the  $\pi_{\alpha}$ -component with four  $\pi_{\alpha}$ -electrons should be antiaromatic. Yet, is this the case? Factors that may perturb this description are (i) a difference in electrostatics within the  $\pi$ -orbital frameworks of the  $S_0$  and  $n,\pi^*$  states as there will be an increased Coulomb repulsion in the  $\pi$ -system due to the additional  $\pi$ -electron in the  $n,\pi^*$  state, and (ii) a difference in the exchange interaction between the two

states resulting from the change in the number of  $\pi_{\alpha}$ - and  $\pi_{\beta}$ -electrons. A residual that tends towards aromaticity of a vertically excited  $n,\pi^*$  state will result if there is a higher degree of aromaticity in the  $\pi_{\beta}$ -component compared to the  $S_0$  state and/or a low degree of antiaromaticity in the  $\pi_{\alpha}$ -component. Similarly, a residual that tends toward antiaromaticity can stem from a lower aromaticity in the  $\pi_{\beta}$ -component than in  $S_0$  and/or a high degree of antiaromaticity in the  $\pi_{\alpha}$ -component.

Next, when the molecule relaxes from the vertically excited  $n,\pi^*$  state one can postulate that there will be a tug-of-war between the aromatic  $\pi_{\beta}$ - and the antiaromatic  $\pi_{\alpha}$ -components. The first seeks to retain the (planar)  $S_0$  state geometry and the second strives to alleviate its antiaromaticity through geometric distortions (Figure 3A), *i.e.*, to obtain a more bond length alternated and/or puckered structure. Thus, if the residual between the  $\pi_{\alpha}$ - and  $\pi_{\beta}$ - (anti)aromaticity components corresponds to some aromatic character, we postulate that the molecule will be more prone to retain a planar and/or bond length equalized structure in the  $n,\pi^*$  state, while it will pucker and/or become more bond length alternated if it has a residual with antiaromatic character. Yet, there can be factors that counteract these features, *e.g.*, a preference of a particular heteroatom to have a more acute bond angle than the planar structure allows for. Hence, by jointly regarding the aromatic-antiaromatic character of the vertically excited  $n,\pi^*$  state, we probe the hypothesis that molecules with  $n,\pi^*$  states with aromatic residuals between the  $\pi_{\alpha}$ - and  $\pi_{\beta}$ -components distort less while those with antiaromatic residuals distort more.



**Figure 3:** (A) Illustration of the tug-of-war between the aromatic (A)  $\pi_\beta$ -component and the antiaromatic (AA)  $\pi_\alpha$ -component in influencing the structure of the  $n, \pi^*$  state. (B) The two general types of  $n, \pi^*$  excitations for a heteroaromatic molecule with  $C_{2v}$  symmetry that can be the lowest  $n, \pi^*$  state, as well as the orbital and state symmetries.

There are also various types of  $n, \pi^*$  states with different state symmetries as there are two  $\pi^*$  orbitals (the  $b_1$  and  $a_2$  orbitals, Figure 3B), which are degenerate in benzene. As the  $b_1$   $\pi^*$  orbital has a lobe at the  $E$  atom while the  $a_2$   $\pi^*$  orbital has a node there, it is apparent that the orbital energy gap and the energies of the two  $n, \pi^*$  states ( $E(n, \pi^*)$ ) are affected differently by the electronegativity of atom  $E$ . This indicates that the  $n, \pi^*$  excitation energies of a certain heteroaromatic compounds will be affected by several features, where the extent of  $n, \pi^*$  state (anti)aromaticity is only one, others being the  $S_0$  state (anti)aromaticity and differences in electrostatic repulsion, exchange interaction, and strain within the molecule when going from  $S_0$  to the excited state. Thus, a correlation between the (anti)aromatic residual of an  $n, \pi^*$  state and the excitation energy is unlikely. Still, correlations may be observed within closely related compounds, *e.g.*, among isomers or substituted derivatives of a specific heteroaromatic.



The situation becomes more complex with two (or further) heteroatoms  $E$  and  $E'$  with in-plane lone-pair electrons because the excitation can be out of either the in-phase or out-of-phase combination of the local  $n(E)$  and  $n(E')$  orbitals. Throughout we discuss the lowest  $n,\pi^*$  state, yet in a few cases we explore also the second lowest in order to establish an unambiguous comparison between analogous  $n,\pi^*$  states of a subset of the mono- and diheteroaromatics. Moreover, the lowest  ${}^3n,\pi^*$  state is not necessarily the  $T_1$  state. Here, we found that 6-MR heteroaromatics often have  $T_1$  states of  $n,\pi^*$  or  $\pi,\pi^*$  character, while the  $T_1$  state of 5-MR heteroaromatics (as mentioned above) mainly are of  $\pi,\pi^*$  character as the in-plane  $n$  orbitals are of lower and the  $\pi^*$  orbitals of higher energy than in the 6-MR heteroaromatics (see section 3.7, Supporting Information).

## Results and Discussion

The mono- and diheteroaromatics of Figure 2 were analyzed separately. We primarily explored their lowest triplet  $n,\pi^*$  state ( ${}^3n,\pi^*$ ) as this allows us to use a larger portfolio of aromaticity descriptors. Yet, we also calculated several compounds in their singlet  $n,\pi^*$  states ( ${}^1n,\pi^*$ ) to probe if trends are the same for singlet and triplet  $n,\pi^*$  states. Emphasis is placed on electronic aromaticity indices as these are readily separated into  $\alpha$ - and  $\beta$ -components, although the spin-separated magnetically induced current densities (MICDs) were also analyzed.<sup>37,38</sup> For electronic indices, we computed (spin-separated) multicenter indices (MCI) and electron density of delocalized bonds (EDDB),<sup>39-42</sup> with focus on results from MCI known to provide the most accurate predictions in a series of aromaticity tests.<sup>35,43</sup> We further computed nucleus independent chemical shifts (NICS)<sup>44-46</sup> for the  ${}^3n,\pi^*$  states, although not spin-separated (see the Computational Details of the SI). Thereby, the NICS values cannot explain the cause of the (anti)aromatic character of an  $n,\pi^*$  state as the magnitudes of the individual spin-components are unknown. For some  ${}^3n,\pi^*$  states, we also analyzed geometry-based parameters and the

relaxation energies when going from the vertically excited to the relaxed  $^3n,\pi^*$  states: Do they reflect the drive to relieve antiaromaticity of the  $\pi_\alpha$ -component or the strive of the  $\pi_\beta$ -component to retain aromaticity? The analysis of this tug-of-war (Figure 3A) is done jointly on the mono- and diheteroaromatic compounds in a final section on generalizations.

Computations for the  $^3n,\pi^*$  states were mainly performed with the long-range corrected CAM-B3LYP functional<sup>47</sup> in the unrestricted Kohn-Sham (KS) formalism, but calculations with the B3LYP and BLYP functionals,<sup>48-51</sup> as well as CCSD, BD,<sup>52</sup> and CASSCF, were performed for selected compounds (see sections 1, 2.1, 3.1, and 3.6, SI). Recently, the long-range corrected CAM-B3LYP and  $\omega$ B97X-D functionals, and the Minnesota functional M06-2X, among ten different functionals were found to perform best for the lowest excited states of benzene, pyridine, and the diazines.<sup>24</sup> For the  $^1n,\pi^*$  states, we used time-dependent (TD) DFT.

**Assessment criteria:** For essentially all compounds, the  $\sigma$ -contributions to the MCI are negligible and do not modify the conclusions (Table S14), and thus, we consider the  $\sigma$ - and  $\pi$ -components combined. We explored for which compounds the  $MCI_\beta$ -components of the  $^3n,\pi^*$  states are smaller (less aromatic) than in  $S_0$  (*i.e.*, half of the total MCI value in  $S_0$ ), and for which compounds they are larger. The  $MCI_\alpha$ -component will decrease to a very low value as it becomes antiaromatic, yet its antiaromatic character cannot be assessed as easily as the aromatic character of the  $MCI_\beta$ -component. The residual of the  $^3n,\pi^*$  state is the combined  $MCI_\alpha$ - and  $MCI_\beta$ -components ( $MCI(^3n,\pi^*)_{tot}$ ) minus half the  $S_0$  value ( $MCI(S_0)_{tot}$ ); for a nonaromatic  $^3n,\pi^*$  state, the  $MCI(^3n,\pi^*)_{tot}$  should be close to half the total value in  $S_0$ , provided that the  $MCI_\alpha$ -component is nearly zero while the  $MCI_\beta$ -component remains as in  $S_0$ . Moreover, we label the  $^3n,\pi^*$  state to lean towards aromaticity if the  $MCI(^3n,\pi^*)_{tot}$  is at least 10% higher than half the  $MCI(S_0)_{tot}$ , and towards antiaromaticity if 10% lower.

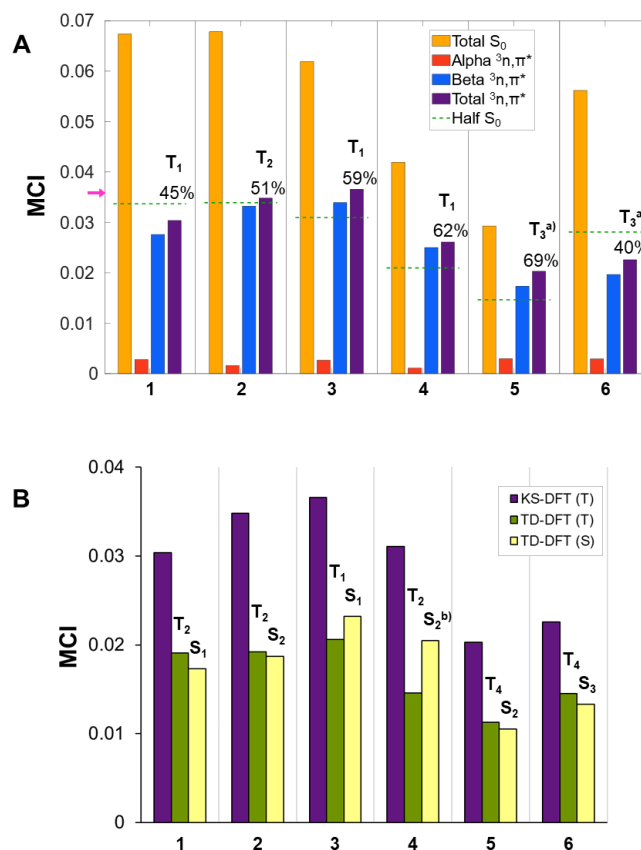
We consider a 6-MR molecule to be aromatic in  $S_0$  if its MCI value is at least half the MCI value of benzene in  $S_0$  (*i.e.*,  $0.0716/2 = 0.0358$ ). However, the vertically excited lowest triplet  $\pi,\pi^*$  state of benzene is multiconfigurational and is therefore not (easily) comparable to those of the lower-symmetry heterocycles. Instead, we used the MCI and EDDB values of the lowest  ${}^3\pi,\pi^*$  state of pyridine, which is single-configurational and antiaromatic. This state is an antiaromatic reference with a total MCI value of -0.0005, and  $MCI_\alpha$ - and  $MCI_\beta$ -components of 0.0023 and -0.0028, respectively.

Thus, in the (anti)aromaticity assessments of the  $n,\pi^*$  states of a compound, we use two measures; (*i*) the ratio between the  $MCI({}^3n,\pi^*)_{\text{tot}}$  and  $MCI(S_0)_{\text{tot}}$  of a specific compound and its deviation from 50%, representing nonaromaticity, and (*ii*) a comparison of the  $S_0$  or  $n,\pi^*$  state of a specific heteroaromatic with the aromaticity of benzene in  $S_0$  (aromatic reference) and the antiaromaticity of the triplet  $\pi,\pi^*$  state of pyridine (antiaromatic reference).

**Monoheteroaromatic 6-MRs (Group A):** As postulated above, the split in energy between the two  $\pi^*$  orbitals,  $b_1$  and  $a_2$ , increases with the electronegativity of heteroatom  $E$  as the  $b_1$  orbital is lowered more. The  $1^3B_1$  state is the lowest  ${}^3n,\pi^*$  state for all 6-MR monoheteroaromatics, yet, the computed energy difference to the other  ${}^3n,\pi^*$  state ( $1^3A_2$ ) varies from 0.20 eV for **3** to 2.05 eV for **5** (and similarly for the singlets, except for **3** where  $1^1A_2$  is 0.42 eV below  $1^1B_1$ ). It is, however, notable that the lowest  ${}^3n,\pi^*$  states of **5** and **6** have multiconfigurational character (see  $T_1$  diagnostics, Table S22).<sup>53-55</sup> Yet, despite this, the ratios between the MCI values in the  ${}^3n,\pi^*$  and  $S_0$  states of **5** and **6** obtained from (U)CAM-B3LYP, (U)CCSD, and (U)BD calculations are quite similar (see Tables S1, S4, and S5), clarifying that (U)CAM-B3LYP produces reliable estimates of the decrease in aromaticity when going from  $S_0$  to the  ${}^3n,\pi^*$  states of these species (see further section 3.6 of the Supporting Information).

The lowest  $^3n,\pi^*$  states of the phenyl and silaphenyl anions (**3** and **4**) have residuals with MCI that lean towards aromaticity; their  $MCI_\beta$ -components are significantly higher than the corresponding  $S_0$  values (Figure 4A), and the  $MCI_\alpha$ -components resemble that of pyridine (**1**) in its lowest  $^3\pi,\pi^*$  state (0.0026, 0.0011, and 0.0023 for **3**, **4** and **1**, respectively). In contrast, the lowest  $^3n,\pi^*$  states of **1** and the thiopyrylium cation (**6**) have residuals that lean towards antiaromaticity, while for phosphinine (**2**) the  $MCI_\beta$ -component of its  $^3n,\pi^*$  state resembles that of  $S_0$  and should be categorized as nonaromatic. In  $S_0$ , the pyrylium cation (**5**) is nonaromatic because its MCI value is lower than our aromaticity threshold (0.0358). However, in its first  $^3n,\pi^*$  state, the  $MCI_\beta$ -component is somewhat higher than in the  $S_0$  state. Still, it is the lowest among the 6-MR monoheteroaromatics, and **5** in its  $^3n,\pi^*$  state should be labelled nonaromatic. Looking instead at the  $MCI_\alpha$ -components of the lowest  $^3n,\pi^*$  states, it is notable that these are similar or just slightly higher (0.0011 – 0.0030) than the corresponding components in the antiaromatic  $^3\pi,\pi^*$  state of these compounds (the  $MCI_\alpha$ -components with four electrons are in the range of -0.0012 – 0.0034, Table S6).

For the lowest  $^1n,\pi^*$  states we used TD-DFT, for which spin-separation is not possible. Therefore, to assess the quality of the results from TD-DFT we computed MCI values for the  $^3n,\pi^*$  states using both the KS-UDFT and the TD-DFT formalisms and found that MCI values from TD-DFT are consistently lower by a third to half of the values from KS-UDFT (Figure 4B). Despite this, the trends observed in the TD-DFT results for the lowest  $^3n,\pi^*$  states are very similar to those of KS-UDFT, both in terms of excitation energies and relative (anti)aromaticity assessed by MCI. Thus, we are confident that the  $^1n,\pi^*$  and  $^3n,\pi^*$  states are explored on comparable footings.



**Figure 4:** MCI results (in a.u.) of 6-MR monoheteroaromatics in (A) their  $n, \pi^*$  triplet states (spin-separated MCI values) with KS-UDFT, and (B) their singlet (S) and triplet (T)  $n, \pi^*$  states at TD-DFT level, as well as the KS-UDFT results for the  ${}^3n, \pi^*$  states for comparison. A purple arrow in panel A indicates the aromaticity threshold (0.0358). The state orders ( $T_n$  and  $S_n$ ,  $n = 1, 2, 3, \dots$ ) given above the bars represent the  $n, \pi^*$  states. <sup>a)</sup>  $T_3$  or higher. <sup>b)</sup> Mixed state. See SI sections 1, 2.1, 3.1 and 3.2 for further details.

The energetic order of the vertical  ${}^1n, \pi^*$  states matches well that of the corresponding  ${}^3n, \pi^*$  states, and the total MCI values show that the (anti)aromatic characters in the two states are similar for most 6-MR monoheteroaromatics. The exceptions are **3** and **4** for which the  ${}^1n, \pi^*$  states are more aromatic than the  ${}^3n, \pi^*$ , yet, further analysis is impossible as the  $MCI_\alpha$ - and  $MCI_\beta$ -components cannot be separated in results from TD-DFT computations.

Still, for **4** the lowest  $^1n,\pi^*$  state (the  $S_2$  state) is of mixed  $n,\pi^*/$ Rydberg character in contrast to the lowest  $^3n,\pi^*$  state which is a pure valence excited state. On the other hand, for **3** the first  $^1n,\pi^*$  state is the  $1^1A_2$  (Type II, Figure 3B), opposite to the other 6-MR monoheteroaromatics for which the lowest  $^1n,\pi^*$  states are  $1^1B_1$ . In summary, the extents of (anti)aromaticity of the lowest singlet and triplet  $n,\pi^*$  states are similar in four of the six 6-MR monoheteroaromatics.

Now, are  $n,\pi^*$  states with highly aromatic residuals normally  $T_1$  states, while the  $T_1$  and  $S_1$  states are of  $\pi,\pi^*$  character for heteroaromatics which have lowest  $n,\pi^*$  states with non- or antiaromatic residuals? Figure 4 clarifies that for 6-MR monoheteroaromatics this is the case for some, *e.g.*, **3** with an aromatic residual and  $T_1$  and  $S_1$  states of  $n,\pi^*$  character, and **6** with an antiaromatic residual and  $T_1$  and  $S_1$  states of  $\pi,\pi^*$  character. However, **1** with a residual that leans towards antiaromaticity also has  $T_1$  and  $S_1$  states of  $n,\pi^*$  nature. Noteworthy, the order between the lowest  $^3n,\pi^*$  and  $^3\pi,\pi^*$  transitions, as well as the type of  $^3n,\pi^*$  state ( $B_1$  or  $A_2$ ), are nearly always the same with UDFT and TD-DFT (Tables S21 and S27), except for **1** and **4** for which the order of  $^3n,\pi^*$  and  $^3\pi,\pi^*$  transitions are switched. In summary, the electronegativity of the heteroatom influences the order and energy difference between the  $b_1$  and  $a_2$  symmetric  $\pi^*$  orbitals (see below), and consequently, it has a great impact on the order of the  $^3n,\pi^*$  and  $^3\pi,\pi^*$  transitions.

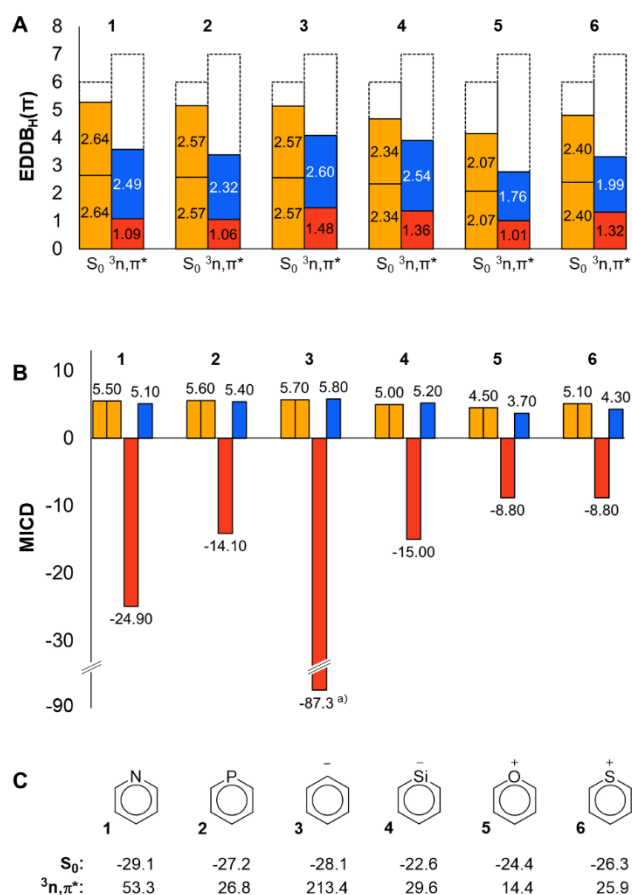
In the Introduction we asked if a more aromatic (antiaromatic) residual of the  $^3n,\pi^*$  state correlates with a lower (higher) vertical excitation energy. However, this hypothesis is oversimplified as the vertical excitation energy also depends on (de)stabilizing features of the  $S_0$  state, including (anti)aromaticity and several other factors (see the Qualitative Theory section). Still, the monoheteroaromatics with residuals that lean toward aromaticity (**3** and **4**) are the two with lowest  $E(^3n,\pi^*)$  (2.6 and 2.9 eV, respectively), while thiopyrylium (**6**), with its antiaromatic residual, and the  $S_0$  nonaromatic pyrylium (**5**) have  $E(^3n,\pi^*)$  of 5.5 and 5.8 eV,

respectively. The same relationship is observed for the  $^1n,\pi^*$  states (3.1 (**3**), 3.8 (**4**), 5.1 (**1**), 5.1 (**2**), 5.7 (**5**), and 6.1 eV (**6**)). However, the  $E(n,\pi^*)$  values also vary with the  $n$  orbital energies as this orbital is of very low energy for **5** and **6** being HOMO-2 at 2.09 and 1.78 eV below the highest occupied  $\pi$ -orbital (HOMO), but high for **3** and **4** (for **3** it is as much as 1.89 eV above the highest occupied  $\pi$ -orbital, which is HOMO-1). Also, the highest  $\pi$  and lowest  $\pi^*$  orbital energies vary between the heteroaromatics (Table S47). As a result, for **3** the energy differences between the  $n$  and the  $b_1 \pi^*$  orbital versus the highest  $\pi$  and the  $b_1 \pi^*$  orbital are 7.77 and 9.66 eV, while for **5** these energy differences are 10.44 and 8.36 eV, respectively. Thus, electronegativity variations among the  $E$  atoms impact strongly on the  $n,\pi^*$  excitation energies, which are not necessarily related to (anti)aromatic character.

For the  $^3n,\pi^*$  states, EDDB results (Figure 5A) are consistent with the MCI findings. The  $\pi_\beta$ -components of **3** and **4** are slightly larger than half of the total  $\pi$ - $S_0$  value, indicating aromatic character of the residuals of their  $^3n,\pi^*$  states. In contrast, for the remaining 6-MR monoheteroaromatics, the  $\pi_\beta$ -component is lower in the  $^3n,\pi^*$  state than in  $S_0$ . More comprehensive EDDB results, specifically dissecting  $\sigma$  and  $\pi$  contributions, are provided in section 2.2 of the Supporting Information.

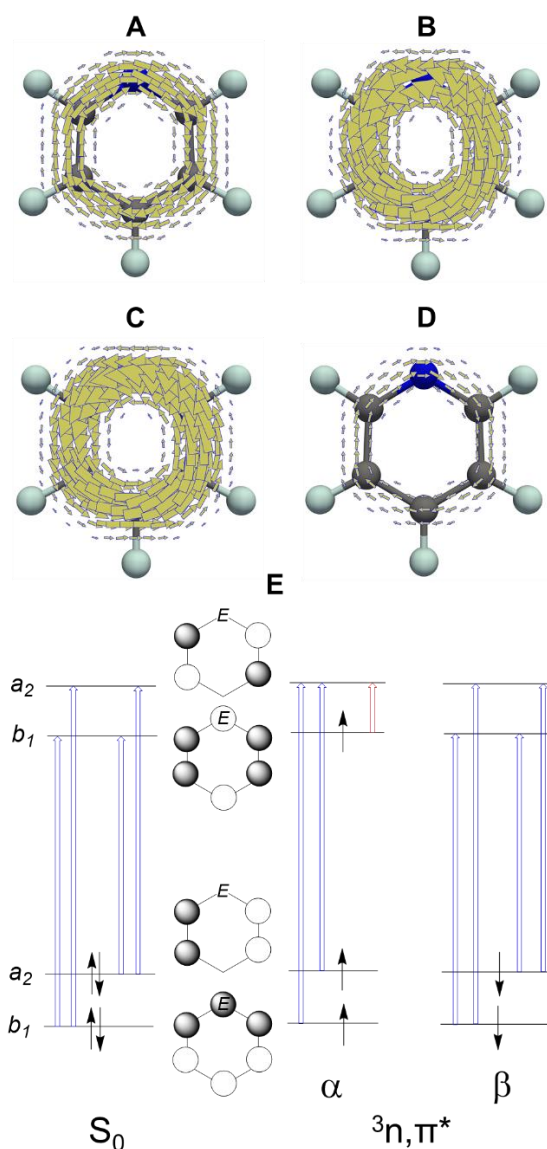
The trend in MICD results (Figure 5B) resembles that of the electronic indices, but the values are markedly offset towards antiaromaticity since the  $\pi_\alpha$ -components give strong paratropic influences. As an illustration, Figure 6 displays the spin-separated  $\pi$ -electron MICD maps of the  $S_0$  and  $^3n,\pi^*$  states of **1**, as well as the orbital transition scheme which provides a qualitative rationalization.<sup>56-58</sup> In  $S_0$ , the  $\pi$ -electrons of all monoheteroaromatics induce diatropic currents due to translational transitions between the occupied  $b_1$  and  $a_2$  orbitals and the unoccupied  $b_1$  and  $a_2$  orbitals.<sup>59</sup> Analogous transitions are found within the  $\pi_\beta$ -electron stack of the  $^3n,\pi^*$  state, giving diatropic current contributions. However, the  $\pi_\alpha$ -electrons induce

strongly paratropic currents arising from the rotational transition from the highest occupied  $b_1$  orbital (the  $\alpha$ -SOMO) to the empty  $a_2$  orbital. Although the  $\alpha$ -SOMO-1 ( $a_2$ ) and  $\alpha$ -SOMO-2 ( $b_1$ ) contribute to diatropic currents through translational transitions to the unoccupied  $a_2$  orbital, these contributions are small in comparison to the paratropic current contributions.



**Figure 5:** Aromaticity of the monoheteroaromatics in their  $S_0$  and  $^3n, \pi^*$  states at UCAM-B3LYP/6-311+G(d,p) level; (A)  $\pi$ -EDDB values (units are electrons), where red and blue bars correspond to, respectively,  $\alpha$ - and  $\beta$ -electrons (as references, the total  $\pi$ -EDDB value is 5.33 e for benzene in its aromatic  $S_0$  state and 2.77 e for pyridine in its antiaromatic  $^3n, \pi^*$  state). The dashed line bars show the total number of  $\pi$ -electron in that state. (B)  $\pi$ -Electron bond current strengths (in nA T<sup>-1</sup>) calculated as the average of all bonds in the given ring, where red and blue bars represent  $\alpha$ - and  $\beta$ -electron contributions, respectively. (C) NICS(1)<sub>zz</sub> values (in ppm).





**Figure 6.** Maps of magnetically induced  $\pi$ -electron current densities calculated at 1 bohr above the molecular plane of **1**: (A)  $S_0$  state, (B)  ${}^3n,\pi^*$  state, (C) and (D)  $\pi_\alpha$ - and  $\pi_\beta$ -electron contributions to the  ${}^3n,\pi^*$  state. Clockwise (anticlockwise) circulation corresponds to diatropic (paratropic) currents. (E) Qualitative energy level diagram for the frontier molecular orbitals in the  $S_0$  and  ${}^3n,\pi^*$  states of monoheteroaromatics. Blue arrows indicate the translationally allowed transitions (inducing diatropic currents), and the red arrow indicates the rotationally allowed transition (inducing paratropic currents). Only the most relevant transitions, based on the values of the linear and angular momentum matrix elements, were selected.

Here it should be noted that the relative importance of the various orbital transitions within the  $\pi_\alpha$ -electron stack is related to the energy differences between the respective occupied and unoccupied orbitals, related to the electronegativity of the  $E$  atom (see above) and not to (anti)aromaticity. Consequently, the magnetic (anti)aromaticity of the  $n,\pi^*$  state may not agree with the electronic, energetic, and geometric aromaticity aspects, similarly as reported for the  $^3\pi,\pi^*$  state of  $B_4N_4H_8$ <sup>60</sup> and in the  $S_0$  state for  $(N_6H_6)^{2+}$  and  $C_2N_4H_6$ .<sup>61</sup> For a detailed analysis of the orbital transitions, see Table S20. It can be noted that the NICS(1)<sub>zz</sub> values (Figure 5C) closely follow the trend of the MICD values, yet they provide less information as they are not spin-separated. Accordingly, **3** in its  $^3n,\pi^*$  state is the most antiaromatic among **1** – **6** with NICS, while the most aromatic with MCI.

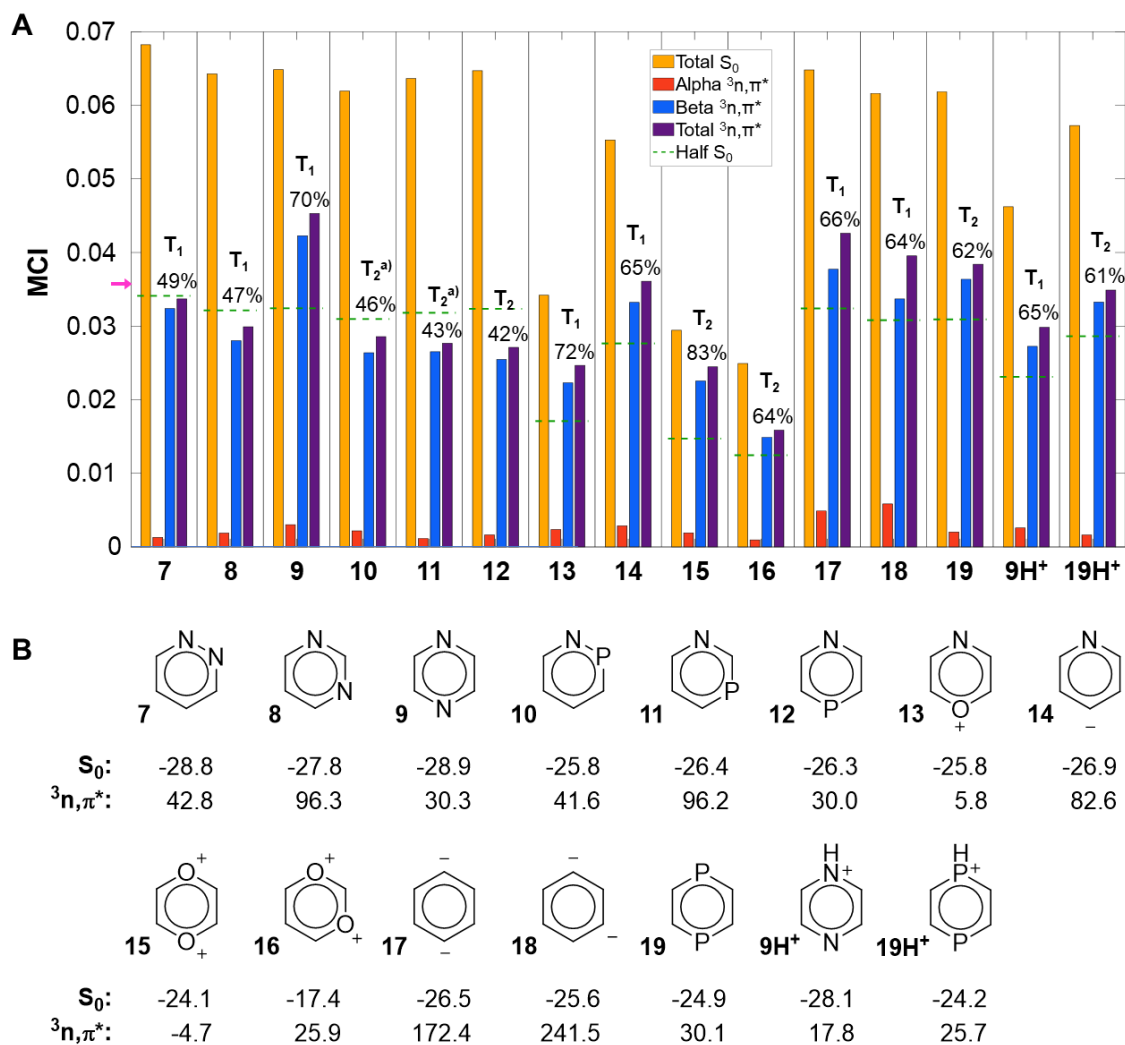
Now, why is there a variation in the (anti)aromatic character of the  $^3n,\pi^*$  states of 6-MR monoheteroaromatics? Both the  $E$  atom electronegativity and the molecular charge play roles as one can see that a low electronegativity of  $E$  and a negative charge lead to stronger aromatic character of the residual. The variation also seems to depend on the local  $p_\pi$  orbital overlap which differs among the monoheteroaromatics. For this reason, we analyzed the degree of uniformity in the  $\pi$ -electron distribution in the ring by calculating the root mean square deviation of  $\pi$ -electron distribution (RMSD( $\pi$ )) obtained from a natural population analysis (NPA). Interestingly, there are good correlations between the MCI and RMSD( $\pi$ ) values for both  $S_0$  and  $^3n,\pi^*$ , indicating that the more uniformly distributed the  $\pi$ -electrons, the higher the MCI values (Figure S4). It is further notable that there is a reasonable correlation with the change in the RMSD( $\pi$ ) of the  $\pi_\beta$ -electron distribution when going from  $S_0$  to  $T_1$  and the degree of (anti)aromaticity of the residual, implying that if the  $\pi_\beta$ -electron distribution becomes more (less) uniformly distributed upon excitation, the residual of the system will become more aromatic (antiaromatic).

**Diheteroaromatic 6-MRs (Group B):** The analysis becomes more complex for molecules with two heteroatoms as (i) there is a variation in the  $S_0$  aromaticity with the relative positions of the two heteroatoms,<sup>34,35</sup> (ii) with two lone-pairs there are several  $n,\pi^*$  states since there are two (near-degenerate) lone-pair orbitals in addition to the two (near-degenerate)  $\pi^*$  orbitals (potentially leading to multiconfigurational character), and (iii) there can be a variation among diheteroaromatics as to which  $n,\pi^*$  state is lowest in energy. To facilitate, we split the diheteroaromatics in two subgroups: one composed of those with two different heteroatoms (**10** – **14**) and one of those with two equal heteroatoms (**7** – **9** and **15** – **19**). Additionally, we consider the protonated species of two compounds in the latter subgroup (**9H<sup>+</sup>** and **19H<sup>+</sup>**). Those with two different heteroatoms should have the highest  $n$  orbital dominated by the least electronegative element, and their first  $n,\pi^*$  state may resemble those of the monoheteroaromatics with the same heteroatom. Yet, we will see that this is not necessarily the case. We calculate MCI throughout the group and MICD for selected compounds.

**Diheteroaromatic 6-MRs with  $E' \neq E$ :** Starting with the three azaphosphinines **10** – **12** in their  $^3n,\pi^*$  states computed at UCCSD(T) level we found that these exhibit some multiconfigurational character ( $T_1$  diagnostics  $> 0.044$ , the threshold for open-shell species)<sup>53-55</sup>. Accordingly, we explored these species also at UBD and CASSCF levels and found that multiconfigurational character does not impact on the results (see sections 2.1, 3.1, and 3.6 of the Supporting Information). Indeed, the trend in the MCI values computed with UCAM-B3LYP agrees with that of UBD.

In  $S_0$ , there is a minute increase in the aromaticity when going from **10** to **12** according to MCI, but in the lowest  $^3n,\pi^*$  state there is instead a minute decrease (Figure 7A). The  $\text{MCI}(^3n,\pi^*)_{\text{tot}}$  values of **10** - **12** are similar to those of **1** and **2** (Figure 4A), however, their residuals (with  $\text{MCI}(^3n,\pi^*)_{\text{tot}}$  at 42 – 47% of the  $\text{MCI}(S_0)$  values) tend toward antiaromatic character whereby they resemble **1** more than **2**. This is consistent with the fact that both C and

P have low electronegativity, and that P has been labelled a “carbon copy”.<sup>62</sup> With regard to the lone-pair orbitals, which are singly occupied in the lowest  $^3n,\pi^*$  states, they are more localized on P than on N (Figure 8), but if one instead views the lone-pair orbital which is unoccupied it resembles the corresponding orbital in  $S_0$  and is more localized to N than to P.

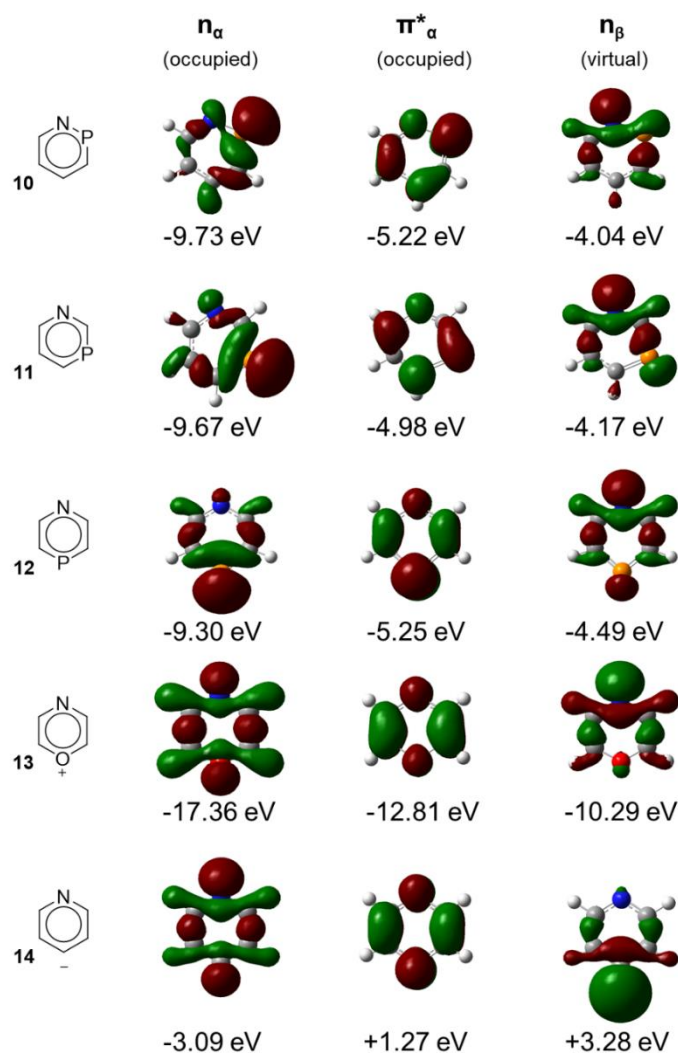


**Figure 7:** (A) MCI results (in a.u.) of diheteroaromatics in their triplet  $n,\pi^*$  states (spin-separated) with UCAM-B3LYP/6-311+G(d,p). The purple arrow indicates the aromaticity threshold value for  $S_0$  (0.0358). The state order  $T_n$  ( $n = 1, 2, 3, \dots$ ) is given above the bars that represent the  $^3n,\pi^*$  states. <sup>a)</sup>  $T_2$  or higher (see SI sections 2.1 and 3.1 for further details). (B) NICS(1)<sub>zz</sub> values in their  $S_0$  and  $^3n,\pi^*$  states (in ppm).

Although oversimplified, in the Introduction we put forth that the (anti)aromatic character of the residual and the vertical  $E(^3n,\pi^*)$  may correlate among isomers. Indeed, there is no extensive variation in the (anti)aromatic character in neither the  $S_0$  states of **10** – **12** nor in the residuals of their  $^3n,\pi^*$  states, and the variation in their vertical  $E(^3n,\pi^*)$  is modest (3.34 – 3.60 eV), in line with the postulation. Furthermore, the  $^3n,\pi^*$  states of **10** – **12** are not the  $T_1$  states but higher states (Figure 7A), a fact that might be explained by the non- or antiaromatic character of the residual of the  $n,\pi^*$  state. The  $T_1$  states are instead of  $\pi,\pi^*$  character.

Of the two other diheteroaromatics with  $E \neq E'$  (**13** and **14**), it is only **14** that exhibits a sufficiently aromatic character in  $S_0$  to satisfy our aromaticity criterion ( $MCI \geq 0.0358$ ). The  $^3n,\pi^*$  state of **14** resembles that of **3**, whereby also this excitation can be described as that of a monoheteroaromatic. Further support for this interpretation comes from the shape of the formal  $n$  orbital involved in the  $n,\pi^*$  excitation since it has a marked localization at the anionic C atom (Figure 8).

With regard to **13**, it has a nonaromatic  $S_0$  state, yet, is still interesting as its MCI value in  $^3n,\pi^*$  is significantly higher than half the  $S_0$  value. Thus, the  $MCI(^3n,\pi^*)_{tot}$  value is intermediate between that of **5** and **1**. Furthermore, the  $^3n,\pi^*$  states are the  $T_1$  states of both **13** and **14**, and the singly occupied  $n$  orbitals are equally localized at the two heteroatoms while the corresponding orbital which is unoccupied in the excited state is heavily localized at the least electronegative heteroatom, in line with the hypothesis above. On the other hand, the extent of aromaticity is determined by the  $\pi$ -orbital overlap, and since O only provides a poor  $\pi$ -overlap it leads to a very significant attenuation of the aromaticity in **13**. To no surprise, the shape of the highest singly occupied lone-pair orbital and the extent of aromaticity of the  $^3n,\pi^*$  state are not linked. Thus, when considering the orbitals, the lowest  $^3n,\pi^*$  of **13** resembles that of **1** while its extent of aromaticity resembles that of **5**.



**Figure 8:** Singly occupied and unoccupied  $n$  and  $\pi^*$  orbitals of **10** – **14** of the  ${}^3n,\pi^*$  state, with orbital energies in eV. Noteworthy, the virtual lone-pair orbitals in the rightmost column resemble the doubly occupied lone-pair orbitals in  $S_0$ . Isosurfaces of 0.040 a.u.

*Diheteroaromatic 6-MRs with  $E' = E$ :* Among these species, the diazines and compounds **17** and **18** exhibit multiconfigurational character which should stem from near-degeneracy of the two lowest  ${}^3n,\pi^*$  states (see Tables S25 and S53). However, results from UBD calculations again corroborate that UCAM-B3LYP provides reliable aromaticity results and trends (Tables S8, S11, and S12).

For the diazines **7** – **9**, the aromaticity in  $S_0$  follows the expected order pyridazine (**7**) > pyrimidine (**8**) ~ pyrazine (**9**).<sup>63</sup> Their lowest  $^3n,\pi^*$  states are the  $T_1$  states and we find that the excitations are of similar type (Table S24), although a comparison is ambiguous due to their different structures and symmetries. According to MCI, the  $^3n,\pi^*$  state of **9** has a residual with clear aromatic character, while **7** and **8** have nonaromatic residuals (*i.e.*, approximately half of the  $S_0$  values). Interestingly, although the largest difference in the MCI values between **7**, **8**, and **9** is due to the  $MCI_\beta$ -component, the  $MCI_\alpha$  of **9** is also larger than those of **7** and **8**, indicating a weaker  $\pi_\alpha$ -antiaromatic contribution in the  $^3n,\pi^*$  state of **9**. These findings also agree with those of a recent study on the lowest excited states of the three diazines, yet, where these states were not differentiated as  $n,\pi^*$  or  $\pi,\pi^*$  states.<sup>24</sup> It was argued that the more aromatic a molecule is in its  $S_0$  state, the more antiaromatic it will be in its first excited states. Such relationships were earlier found among the  $\pi,\pi^*$  states of substituted fulvenes and related hyperconjugated compounds.<sup>64</sup> However, we find that this is not valid for the diazines because **7** is more aromatic than **8** in both its  $S_0$  and  $T_1$  ( $^3n,\pi^*$ ) states. Here, it should be stressed that the relationships between  $S_0$  aromaticity and  $T_1$  antiaromaticity only apply within compound classes (*e.g.*, among substituted pentafulvenes), however, between compound classes there are several additional factors that impact on the excitation energies (see the Qualitative Theory section). Additionally, the relationship does not hold when the states vary in character (*e.g.*,  $n,\pi^*$  vs.  $\pi,\pi^*$  character).

Indeed, the diazines make it clear that the hypothesis that  $E(^3n,\pi^*)$  is correlated with the (anti)aromaticity difference between  $S_0$  and the  $^3n,\pi^*$  states is also oversimplified when regarding only isomers. Among **7** – **9**, the largest difference in (anti)aromaticity between the two states is found for **7** while the smallest is found for **9** (Figure 7A), but **7** has the lowest  $E(^3n,\pi^*)$  (2.95 eV) and **8** the highest (4.13 eV). Further analysis reveals that the excitation energies are primarily influenced by the relative  $S_0$  energies of the three isomers because **8** is

more stable than **7** by 1.03 eV (Table S24), a feature that stems from repulsion between the lone-pair electrons of the two adjacent N atoms of **7**.<sup>65</sup>

Now, why does the  $^3n,\pi^*$  state of **9** exhibit a highly aromatic residual according to MCI? Is it only found with electronic indices or also with magnetic and energetic aromaticity indices? An energy-based evidence of a higher aromatic character of the  $^3n,\pi^*$  state of **9** than those of **7** and **8** comes from the relative energies, because **7** and **8** in their  $^3n,\pi^*$  states are higher in energy than **9** by, respectively, 0.21 and 0.34 eV. Additionally, and in agreement with the MCI results, the calculated MICD for **7** – **9** demonstrate that only **9** exhibits a somewhat stronger diatropic  $\pi_\beta$ -electron ring current in its  $^3n,\pi^*$  state compared to its  $S_0$  state. Moreover, the  $\alpha$ -HSOMO of **9** has the least intensive paratropic contribution among **7** – **9**, in accordance with the values of the  $\alpha$ -HOMO-LUMO gap (Table S20). Finally, the NICS values reflect a lower paratropicity of **9** (Figure 7B). Taken together, electronic and energetic indicators thus support that the  $^3n,\pi^*$  state of **9** has some aromatic character, and the magnetic indicators reveal that **9** has the least antiaromatic  $T_1$  state among the diazines. In this context, it is notable that perfluoropyridazine in its  $S_1$  state, which is of  $^1n,\pi^*$  character, photorearranges to the corresponding pyrazine,<sup>66,67</sup> possibly driven by a gain in aromatic character. Rewardingly, the same trends are found for the  $S_1$  states (all  $^1n,\pi^*$ ) of the diazines as for their  $T_1$  states (all  $^3n,\pi^*$ ), with **9** being the most stable and aromatic isomer also in  $S_1$  (Tables S13 and S28).

Further clarity on the cause of the aromatic residual is gained by looking into the distribution of the  $\pi$ -electrons. The  $\pi$ -electron population in  $S_0$  is more evenly spread in **7**, followed by **9**, and lastly by **8**, in line with the results of Figure 7. In contrast, in the  $^3n,\pi^*$  state of **9** the  $\pi$ -electron distribution is clearly more uniform than in the other two species due to the high symmetry of the former (see Tables S35-S37). In fact, the  $\pi_\beta$ -electron population is even more evenly distributed in this state than in the  $S_0$  state. Looking into the spin distributions, there is an accumulation of the excess  $\pi_\alpha$ -electrons around the N atoms of **9**. For **7** and **8**, both



the  $\pi_\alpha$ - and the  $\pi_\beta$ -electrons are quite localized at the N atoms and at certain C atoms (different for each of the spins), leading to a less uniform  $\pi$ -electron distribution and lowered aromaticity for both spins. Conversely, in  $D_{2h}$  symmetric **9**, despite some accumulation around the N atoms, the distribution of  $\pi_\beta$ -electrons is forced by symmetry to be more uniform (all C atoms have the same  $\pi$ -electron population), which explains the aromaticity increase of the  $MCI_\beta$ -component.

Among the other compounds with  $E = E'$ , **15**, **17**, and **19** have residuals in their  $^3n,\pi^*$  states with considerable aromatic character. Hence, it is obvious that the placement of two equal heteroatoms with in-plane lone-pairs in *para*-positions, leading to  $D_{2h}$  symmetric molecules, provides for  $n,\pi^*$  states with strong aromatic characters of the residuals. For **17** and **18** it is also notable that the  $MCI_\alpha$ -components are significant, presumably a result of the fact that the excitation involves excitation of an  $\alpha$ -electron into an orbital with diffuse character as a result of the low electronegativity of carbon. Although MICD was not computed for these species, NICS supports the MCI results as the *para*-isomer is the least antiaromatic isomer.

One can note that the  $E$  atom electronegativity impacts on the  $S_0$  state aromaticity, and also on the total MCI value of the  $^3n,\pi^*$  state. However, the main factor impacting on the MCI value of the  $^3n,\pi^*$  state, relative to the  $S_0$  state, is the placement of the heteroatoms as the *para*-isomers always have markedly aromatic residuals. One can also note that the increase mainly occurs in the  $MCI_\beta$ -components. Furthermore, one may expect that an increased electrostatic repulsion could lead to a more even distribution of the  $\pi_\beta$ -electrons among atoms in the 6-MR. Yet, when regarding **9** and **17**, which both are strongly aromatic in  $S_0$ , and which also have strong aromatic character of the residual of the  $^3n,\pi^*$  state, the two species have different  $\pi^*$  orbitals and their  $n,\pi^*$  states are thus of different types ( $B_1$  in **9** and  $A_2$  in **17**). Hence, the type of  $\pi^*$  orbital, and accordingly, the spatial distribution, seems unrelated to the aromatic character of the residual according to MCI. For these species we did not explore spin-separated MICD, but with NICS the situation is opposite to that of MCI because with this index

compound **17** and **18** are strongly antiaromatic in their  $^3n,\pi^*$  states (Figure 7B). This feature resembles that observed with NICS for **3** and stems from an exaggeration of paratropic  $\pi_\alpha$ -contributions.

A further item to note is that compounds with electronegative  $E$  atoms (primarily O) which are weakly aromatic or nonaromatic in  $S_0$ , gain some aromaticity in the  $MCI_\beta$ -component in the  $n,\pi^*$  state (*i.e.*, they obtain values that are more than half that in  $S_0$ ). These species have rather localized  $\pi$ -electrons in  $S_0$  because of the highly electronegative and electron deficient  $O^+$ . Upon excitation to  $n,\pi^*$ , the delocalization of  $\pi_\beta$ -electrons increases due to the addition of one electron to the  $\pi$ -system, and the  $\beta$ -component increases with MCI (see Figures 4A and 7A).

Finally, for all diheteroaromatics, we also found a good correlation with the change in the  $RMSD(\pi)$  of the  $\pi_\beta$ -electron distribution when going from  $S_0$  to the  $^3n,\pi^*$  state and the degree of (anti)aromaticity of the residual (Figure S6). In particular, the  $\pi$ -electron distributions in the  $^3n,\pi^*$  states of **9** and **15**, with two equal  $E$  atoms in *para*-positions, are clearly more uniform than in their isomers due to their  $D_{2h}$  symmetry.

*Protonated para-diheteroaromatics:* For the diheteroaromatics with  $E = E'$  atoms at *para*-positions and with aromatic  $S_0$  states (**9**, **17**, and **19**) we also explored the changes in (anti)aromatic character upon protonation of their  $^3n,\pi^*$  states. This leads to **9H<sup>+</sup>**, **3**, and **19H<sup>+</sup>**, respectively. These three species remain aromatic in  $S_0$ , but less than when unprotonated. Importantly, though, the residuals of their  $^3n,\pi^*$  states remain aromatic in character in each of these species, indicating that protonation reduces the aromaticity of both the  $S_0$  and  $^3n,\pi^*$  states to similar relative amounts. In contrast, when **14** is protonated at the negative C atom, leading to **1**, there is no aromatic but rather an antiaromatic residual. From this we conclude that the two features that lead to an aromatic residual are high symmetry ( $D_{2h}$  or nearly so) and negative charge (excess of electrons).

**Generalizations and tentative applications:** We now strive to generalize the findings presented above. In the Qualitative Theory section, we argued that in an  $n,\pi^*$  state there is a tug-of-war between the antiaromatic  $\pi_\alpha$ -component and the aromatic  $\pi_\beta$ -component. Is there support for this hypothesis when considering all investigated molecules? We also discussed the potential correlation between the excitation energy and the (anti)aromatic character of the residual, but pointed out factors unrelated to (anti)aromaticity that also affect excitation energies. Still, is the hypothesis valid for a limited set of compounds, *e.g.*, substituted derivatives of a certain heteroaromatic? Figures 4 and 7 revealed that heteroaromatics with  $n,\pi^*$  states with aromatic residuals often have these states as  $T_1$  or  $S_1$  states. Yet, is there a connection to the (anti)aromaticity of the residual of the  $n,\pi^*$  state and the energy difference between the lowest  $n,\pi^*$  and  $\pi,\pi^*$  states? Here, we further test if the knowledge gained on the (anti)aromatic character of the  $n,\pi^*$  state can be expanded to other species that are not traditionally seen as heteroaromatics. Finally, we address molecules and features that tentatively can be useful for applications.

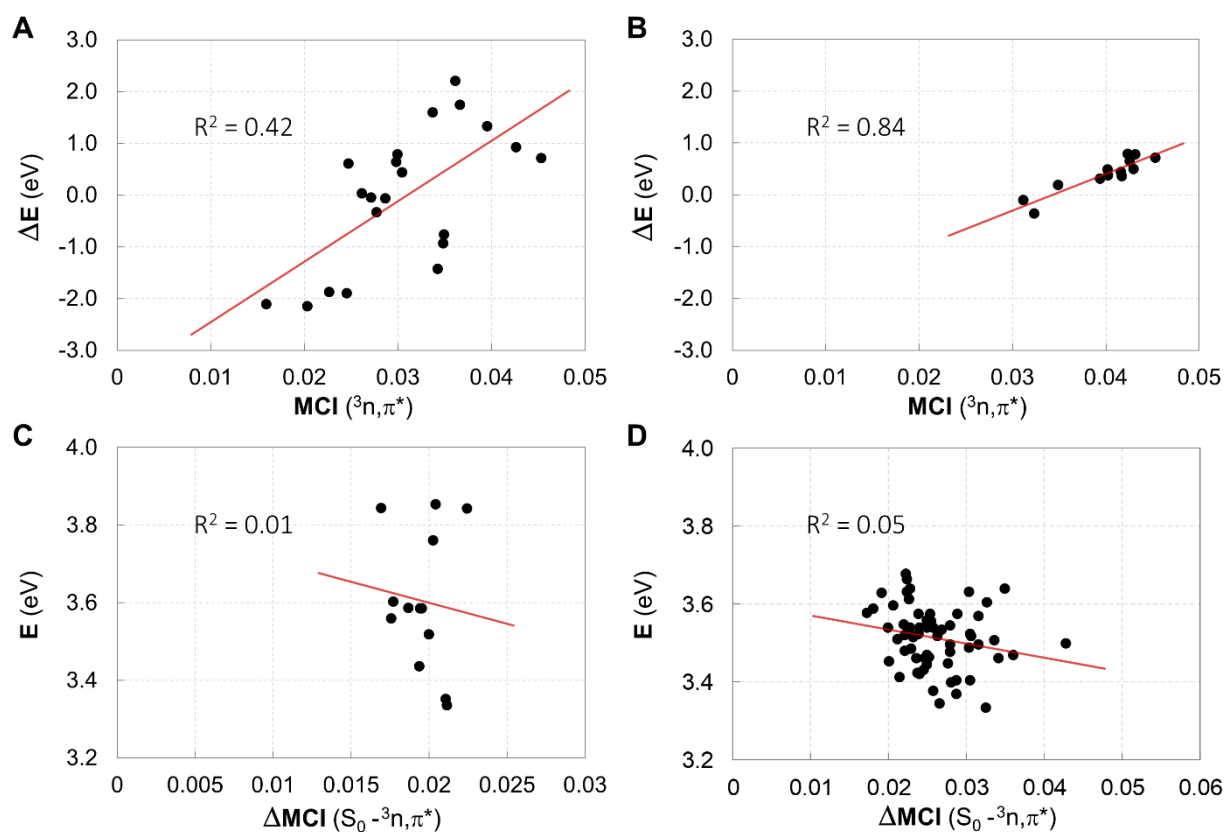
Our hypothesis on the molecular relaxation of the  ${}^3n,\pi^*$  states is shown in Figure 3; the aromatic  $\beta$ -component strives to keep the  $S_0$  geometry whereas the  $\alpha$ -component prefers to distort to release antiaromaticity. To analyze the effect of structural relaxation on the aromaticity of the  ${}^3n,\pi^*$  states, we optimized the  ${}^3n,\pi^*$  geometries of **1** - **9**. Compound **5** is, however, not considered since it is non-aromatic in  $S_0$ . In line with the tug-of-war hypothesis, two main behaviours were observed. First, in one set of heteroaromatics (**1**, **2**, **4**, **6**, and **8**, section 3.5 of the SI) the antiaromaticity of the  $\alpha$ -component is reduced significantly, but at the same time the aromatic  $\beta$ -component is also clearly diminished. For example, during geometry optimization in its  ${}^3n,\pi^*$  state, **1** puckers and becomes a mixed  $n,\pi^*/\pi,\pi^*$  state. In this process, the  $MCI({}^3n,\pi^*)_{\text{tot}}$  relative to the  $MCI(S_0)$  value decreases from 45% to 22%, mainly due to aromaticity loss in the  $\beta$ -component, whereas the paratropic  $\pi_\alpha$ -electron current decreases

from -25.5 to -4.9 nA T<sup>-1</sup> and the diatropic  $\pi_{\beta}$ -electron current diminishes from 5.6 to 0.2 nA T<sup>-1</sup>. The change in  $\alpha$ -contribution is not as pronounced with MCI, since this index is not suitable for assessment of antiaromaticity. In the second set of compounds (**3**, **7**, and **9**), the aromatic  $\beta$ -component remains almost unaffected while the antiaromatic  $\alpha$ -component is reduced slightly. For instance, **3** upon relaxation from its vertical  $^3n,\pi^*$  state shifts to a planar, anti-quinoidal structure. The residual remains unchanged (the  $\text{MCI}(^3n,\pi^*)_{\text{tot}}$  relative to  $\text{MCI}(S_0)$  only decreases from 59% to 58%) while the paratropic  $\pi_{\alpha}$ -electron current decreases (from -89.4 to -36.8 nA T<sup>-1</sup>) and the diatropic  $\pi_{\beta}$ -electron current remains almost the same (from 5.9 to 6.1 nA T<sup>-1</sup>). Unfortunately, classification in one or the other set is not related to the extent of (anti)aromatic character of the residual in the vertical  $^3n,\pi^*$  state (*e.g.*, **4** with an aromatic residual and **6** with a residual that tends toward antiaromaticity belong to the same set). Other factors, such as the preferred valence angle of a certain *E* atom or Pauli repulsion, should play relevant roles.

We next ask, are  $^3n,\pi^*$  states with aromatic residuals normally T<sub>1</sub> and S<sub>1</sub> states? By jointly considering the investigated mono- and diheteroaromatics, one can conclude that as a rule-of-thumb a molecule with a high  $\text{MCI}(^3n,\pi^*)_{\text{tot}}$  is likely to have its first  $^3n,\pi^*$  state below the lowest  $^3\pi,\pi^*$  state (Figure 9A), although the correlation is weak ( $R^2 = 0.42$ ). Yet, the energy difference between the  $^3n,\pi^*$  and  $^3\pi,\pi^*$  states should depend on both the (anti)aromatic character of the  $^3n,\pi^*$  state and the destabilizing antiaromatic character of the  $^3\pi,\pi^*$  state. Our focus herein is however on the  $n,\pi^*$  states, while the  $\pi,\pi^*$  states need a separate study.

At this point, one can ask if the order between the  $^3n,\pi^*$  and  $^3\pi,\pi^*$  states instead (primarily) can be related to orbital energy differences? Indeed, the energy difference between the *n* and lowest  $\pi^*$  orbital as compared to the highest  $\pi$  and lowest  $\pi^*$  orbital is larger for pyrazine than for pyridine (8.29 and 8.83 eV for pyrazine and 9.08 and 9.11 eV for pyridine, respectively, Table S48). Yet, there is also a clear effect by the (anti)aromatic character of the

$^3n,\pi^*$  state because for **9** and monosubstituted pyrazine there is a clear correlation ( $R^2 = 0.84$ , Figure 9B) between the  $\Delta E(^3\pi,\pi^* - ^3n,\pi^*)$  and  $MCI(^3n,\pi^*)$ , and there is a corresponding correlation between  $\Delta E(^3\pi,\pi^* - ^3n,\pi^*)$  and  $NICS(^3n,\pi^*)$  although weaker ( $R^2 = 0.58$ , Figure S11). Hence, the lowest  $^3n,\pi^*$  states of the species which have these states as their  $T_1$  states are more aromatic than in the species which have these states as higher excited states (Tables S55-S56). Yet, as stated above, to only use the (anti)aromatic character of the  $^3n,\pi^*$  state is an approximation because also the antiaromatic character and energy of the  $^3\pi,\pi^*$  state is influenced by substituents.<sup>68</sup>

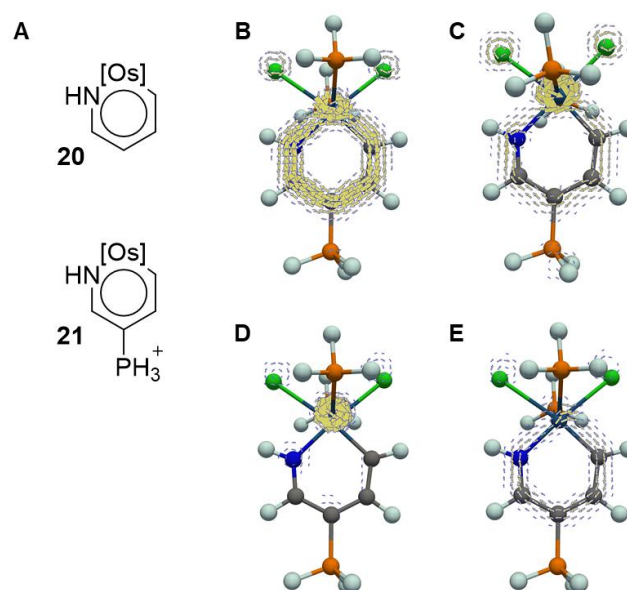


**Figure 9:** (A) The  $\Delta E(^3\pi,\pi^* - ^3n,\pi^*)$  vs.  $MCI(^3n,\pi^*)$  for **1** – **19H<sup>+</sup>**, (B)  $\Delta E(^3\pi,\pi^* - ^3n,\pi^*)$  vs.  $MCI(^3n,\pi^*)$  for **9** and monosubstituted pyrazines, (C)  $E(^3n,\pi^*)$  vs.  $\Delta MCI(S_0 - ^3n,\pi^*)$  for **9** and monosubstituted pyrazines, and (D) distorted pyrazines obtained through a normal mode following algorithm.

We also considered **9** and the monosubstituted pyrazines when analyzing the hypothesis on a correlation between the vertical  $E(^3n,\pi^*)$  and  $\Delta\text{MCI}(S_0 - ^3n,\pi^*)$ . However, in this case there is no correlation (Figure 9C), and one reason could be that the excitation can be partially localized onto the substituent similar to what has been found earlier for the  $^3\pi,\pi^*$  state of substituted benzenes.<sup>68</sup> We also explored this for **9** at distorted structures with relative energies at most 10 kcal/mol above the optimum, and also in this case we find no correlation ( $R^2 = 0.05$ , Figure 9D), likely due to a more significant loss of aromaticity in  $T_1$  upon distortion than in  $S_0$  (see SI, section 3.9).

Our theoretical framework for analysis of  $n,\pi^*$  states can be used to explore molecules with other types of excited states with an odd total number of  $\pi$ -electrons. Osmapyridines **20** and **21** have  $T_1$  states of  $^3\pi,\sigma^*$  and  $^3\sigma,\pi^*$  character, and were earlier found to be aromatic in both their  $S_0$  and  $T_1$  states (labelled *adaptive aromatic*).<sup>30</sup> We now analyzed the spin-separated MCI and MICD of both vertical and relaxed  $^3\sigma,\pi^*$  states (Figure 10 for MICD and Figure S13 for MCI results). Of the two species, **21** in  $^3\sigma,\pi^*$  should be regarded as aromatic because its  $\text{MCI}(^3\sigma,\pi^*)_{\text{tot}}$  value is 57% of the  $\text{MCI}(S_0)$  value, while this state for **20** tends towards antiaromaticity ( $\text{MCI}(^3\sigma,\pi^*)_{\text{tot}}$  is 39% of the  $\text{MCI}(S_0)$  value), or alternatively, as nonaromatic if based on the previously reported MCI results. The results are mainly due to a relative increase and decrease of the  $\text{MCI}_\beta$ -component, respectively (see section 3.11 of the SI for more details). Thus, by considering the  $\alpha$ - and  $\beta$ -spin components separately it becomes clear that the phenomenon labelled adaptive aromaticity and used for some metallaaromatics can be rationalized within the same framework as that of the  $n,\pi^*$  states of regular heteroaromatics. Thus, it is not a new form of aromaticity but a result of an imperfect cancellation of the antiaromatic  $\alpha$ - and aromatic  $\beta$ -components as given by Mandado's rule. Such situations will generally occur for electronic states described as excitations from an in-plane orbital to an out-of-plane orbital (or *vice versa*), or as a one-electron excitation to (or

from) one annulenyl fragment from (or to) another fragment of a molecule, *e.g.*, a metal-to-ligand charge transfer state.



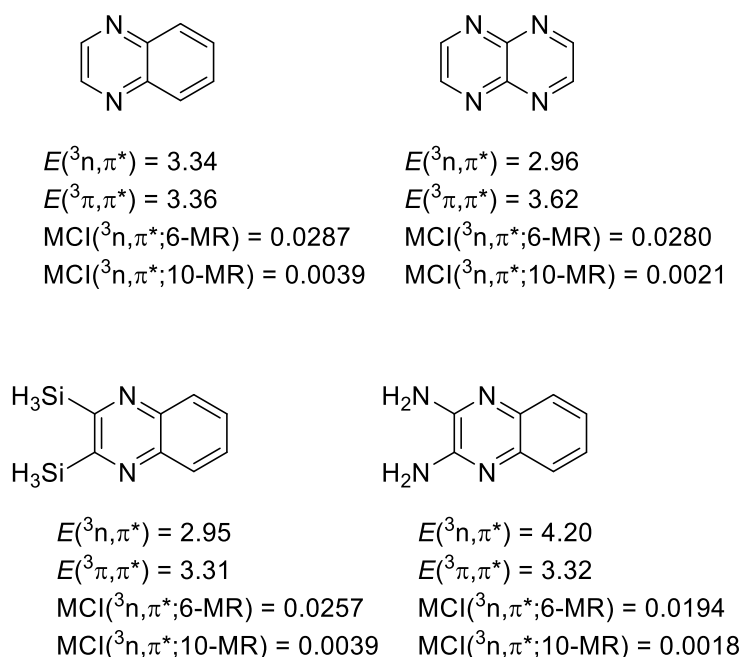
**Figure 10:** (A) The osmapyridines **20** and **21**, and (B) – (E)  $\pi$ -electron MICD plots calculated 1 bohr above the molecular plane of **21**: S<sub>0</sub> state (B) and vertical  $^3\sigma,\pi^*$  state (C) with the corresponding  $\pi_{\alpha}$ - and  $\pi_{\beta}$ -electron contributions, (D) and (E). Clockwise circulation corresponds to diatropic (aromatic) currents. Full-scale plots in the SI.

Returning to pyrazine, the findings above are in line with what we recently found for the diuretic drug amiloride, which is photolabile.<sup>69</sup> Amiloride is a pyrazine derivative with one  $\pi$ -electron withdrawing and three  $\pi$ -electron donating substituents, and this substituent pattern explains why its T<sub>1</sub> state is of  $\pi,\pi^*$  and not of  $n,\pi^*$  character. Indeed, its light-induced degradation goes via a sequential two-step photoionization where the ionization step occurs from an antiaromatic T<sub>1</sub> state of  $\pi,\pi^*$  character.<sup>69</sup> Such destructive photoionization can possibly be avoided by substituent patterns that instead lead to T<sub>1</sub> states of  $^3n,\pi^*$  character.

Above we found that the high symmetry of pyrazine leads to an  $^3n,\pi^*$  state with an aromatic residual. In this context, 1,3,5-triazine (*s*-triazine) is a  $D_{3h}$  symmetric N-containing heteroaromatics found in several agrochemicals.<sup>8</sup> Interestingly, the *s*-triazine core in these agrochemicals is inert upon photoexcitation while substituents change positions. High-level computations also reveal that the lowest few excited states are of  $n,\pi^*$  character.<sup>70</sup> Thus, one may postulate that the photostability of *s*-triazine based agrochemicals stem from aromatic residuals of their  $n,\pi^*$  states. Yet, as these states are highly multiconfigurational (both the highest  $n$  orbitals and the lowest  $\pi^*$  orbitals are doubly degenerate, Table S48), a proper analysis requires an in-depth computational study.

Finally, we explored if the substituent effects on the order between the  $^3n,\pi^*$  and  $^3\pi,\pi^*$  states of pyrazines can be expanded to two bicyclic species containing pyrazine rings; quinoxaline (benzopyrazine) and 1,4,5,8-tetraazanaphthalene (Figure 11). For quinoxaline the  $^3n,\pi^*$  and  $^3\pi,\pi^*$  states are isoenergetic while for 1,4,5,8-tetraazanaphthalene the  $^3n,\pi^*$  state is well below the  $^3\pi,\pi^*$  state. Building on the finding for the monosubstituted pyrazines, we can indeed tune the  $E(^3n,\pi^*)$  of quinoxalines relative to  $E(^3\pi,\pi^*)$  by the substituents at the pyrazine ring (Figure 11). Thus, with silyl substituents at the pyrazine ring we achieve a quinoxaline with a  $^3n,\pi^*$  state as its  $T_1$  state 0.36 eV below the lowest  $^3\pi,\pi^*$  state. This points to rational design of polyheteroaromatics with targeted states ( $n,\pi^*$  or  $\pi,\pi^*$ ) as their lowest excited states, and it is noteworthy that substituted pyrazines recently were considered as replacements of analogous benzenes in photoluminescent materials.<sup>71</sup>





**Figure 11:** Polyazaacenes and the vertical excitation energies to  $^3n,\pi^*$  and  $^3\pi,\pi^*$  states in eV, together with MCI values of the pyrazine 6-MRs. For details see Table S57.

## Conclusions and Outlook

We examined the  $n,\pi^*$  states of heteroaromatics with six  $\pi$ -electrons and in-plane lone-pairs (*e.g.*, pyridine and the pyrylium ion), and applied Mandado's  $2n+1$  rule for aromaticity of separate spins. In their  $n,\pi^*$  states, these species have four  $\pi_\alpha$ -electrons and three  $\pi_\beta$ -electrons, which leads to a tug-of-war between the antiaromatic  $\pi_\alpha$ -component and the aromatic  $\pi_\beta$ -component. The component that dominates varies between heteroaromatics and between aromaticity descriptors; the residuals between the two components can lean towards aromaticity or antiaromaticity. Yet, is there a pattern?

We first note that the  $n,\pi^*$  states of 5-MR mono- and diheteroaromatics (*e.g.*, thiophene and imidazole) lie far above the lowest excited states, which are of  $\pi,\pi^*$  character, and we provide an explanation for this (see section 3.7 of the SI). In contrast, for 6-MR heteroaromatics with one or two heteroatoms, the  $n,\pi^*$  states that are  $T_1$  states often have rather aromatic character,

mostly due to a larger  $\beta$ -component than in the Hückel-aromatic  $S_0$  state. Importantly, similar (anti)aromaticity trends were observed with both the magnetic and the electronic indices, but the antiaromatic character of the  $\alpha$ -component is much more dominant in the results of the magnetic indices than in those of the electronic indices.

Also, the (anti)aromatic character of the residual is generally the same for the singlet and triplet  $n,\pi^*$  states. The heteroaromatics that are likely to exhibit significant aromatic characters in their lowest  $n,\pi^*$  states are molecules with high symmetry ( $D_{2h}$ ), where electrons become more uniformly distributed, and/or with  $\pi$ -electron donating heteroatoms. Heteroaromatics with such  $n,\pi^*$  states often have these as their  $T_1$  states. For the limited set of monosubstituted pyrazines, we observe a significant correlation between the energy difference between the lowest  $^3n,\pi^*$  and  $^3\pi,\pi^*$  states and the (anti)aromatic character of the  $^3n,\pi^*$  state, yet, a comprehensive analysis must include also the antiaromatic destabilization of the  $^3\pi,\pi^*$  state.

Although the vertical excitation energies of the  $n,\pi^*$  states depend on several factors of both the  $S_0$  and  $n,\pi^*$  states, the relative energies of isomeric heteroaromatics in their  $n,\pi^*$  states vary in dependence of the aromatic character of the residuals. For example, the  $n,\pi^*$  state of pyrazine (**9**) has a residual which is more aromatic than the  $n,\pi^*$  state of pyrimidine (**8**), with the first being lower in energy than the latter by 0.34 eV.

Regarding the geometric relaxation of the  $n,\pi^*$  state, there is a tug-of-war between the aromatic  $\pi_\beta$ -component, which tries to maintain the  $S_0$  state geometry, and the antiaromatic  $\pi_\alpha$ -component, which seeks to lessen its antiaromaticity through geometric distortions. Here, we identified two possible scenarios. In some systems, the antiaromaticity of the  $\alpha$ -component and the aromaticity of the  $\beta$ -component are reduced significantly, while in others, the aromatic  $\beta$ -component remains almost unaffected while the antiaromatic  $\alpha$ -component is reduced only slightly.

The approach described here for  $n,\pi^*$  states of heteroaromatics can be generalized to analyze the aromaticity of other types of states with an odd total number of  $\pi$ -electrons. It can be utilized to understand the (anti)aromatic character of metallaaromatics which are not only aromatic in  $S_0$  but also in their triplet  $\sigma,\pi^*$  and  $\pi,\sigma^*$  states, earlier labelled as adaptive aromatic.<sup>29-33</sup> Our analysis can also be extended to  $\pi$ -conjugated radical anions and cations such as  $C_6H_6^+$  or  $C_8H_8^-$  with an even number of  $\pi_\alpha$ -electrons and an odd number of  $\pi_\beta$ -electrons, or *vice versa*. Indeed, radical cations or anions were analyzed by Mandado and co-workers who found by spin-separated NICS that their  $\pi_\alpha$ -component were antiaromatic and the  $\pi_\beta$ -components aromatic.<sup>19</sup>

How can these findings be applied? Earlier we found that amiloride-type drugs with central pyrazine moieties photodegrade along a two-step mechanism where the second step is a photoionization with an electron ejected from the antiaromatic  $T_1$  state of  $\pi,\pi^*$  character.<sup>69</sup> By knowing that the energetic order between the  $n,\pi^*$  and  $\pi,\pi^*$  states of pyrazines switch with substituents, and that the  $n,\pi^*$  states have aromatic (stabilized) character, one may tailor amiloride-like compounds which have  $n,\pi^*$  states as their  $T_1$  states. Moreover, with knowledge on how to rationally tune the order between the lowest  $n,\pi^*$  and  $\pi,\pi^*$  states through substituents, it also becomes clear how to design quinoxolines with lowest  $n,\pi^*$  states, a feature that can be useful for design of targeted species with interesting emission properties.

**Supporting Information:** Aromaticity data, further analysis in terms of energy and electron distribution and additional data, including full-scale plots, compound coordinates and computational details.

## Acknowledgements

First of all, we are grateful to Mr. Fritz Deubel for performing initial computations, Dr. Ouissam El Bakouri and Dr. Eduard Matito for prompt responses on technical queries, and Prof. Per-Ola Norrby for valuable feedback. H.O. and N.P.V. acknowledge the Swedish Research Council for financial support (grant 2019-05618). M.S. and S.E. thank the Spanish Ministerio de Ciencia e Innovación for project PID2020-113711GB-I00 and the Generalitat de Catalunya for project 2021SGR623. S.E. thanks Universitat de Girona and DIPC for an IFUdG2019 PhD fellowship. S.R. acknowledges support by the Serbian Ministry of Science, Technological Development and Innovation (Agreement No.451-03-47/2023-01/200122). Computations were enabled by resources of the National Academic Infrastructure for Supercomputing in Sweden (NAISS) and the Swedish National Infrastructure for Computing (SNIC) at the National Supercomputer Center (NSC), Linköping, Sweden.

## References

---

- 1 Balaban, A. T.; Oniciu, D. C.; Katritsky, A. R. Aromaticity as a Cornerstone of Heterocyclic Chemistry, *Chem. Rev.* **2004**, *104*, 2777-2812.
- 2 Baumann, M.; Baxendale, I. R.; Ley, S. V.; Nikbin, N. An Overview of the Key Routes to the Best Selling 5-Membered Ring Heterocyclic Pharmaceuticals, *Beilstein J. Org. Chem.* **2011**, *7*, 442-495.
- 3 Beverina, L.; Pagini, G. A.  $\pi$ -Conjugated Zwitterions as Paradigm of Donor–Acceptor Building Blocks in Organic-Based Materials, *Acc. Chem. Res.* **2014**, *47*, 319-329.
- 4 Luo, D.; Jang, W.; Babu, D. D.; Kim, M. S.; Wang, D. H.; Kyaw, A. K. K. Recent Progress in Organic Solar Cells Based on Non-Fullerene Acceptors: Materials to Devices, *J. Mater. Chem. A* **2022**, *10*, 3255-3295.

- 
- 5 Chen, X.; Tan, D.; Yang, D.-T. Multiple-Boron–Nitrogen (multi-BN) Doped  $\pi$ -Conjugated Systems for Optoelectronics, *J. Mater. Chem. C*, **2022**, *10*, 13499-13532.
  - 6 Huang, J.; Yu, G. Structural Engineering in Polymer Semiconductors with Aromatic N-Heterocycles, *Chem. Mater.* **2021**, *33*, 1513-1539.
  - 7 Lamberth, C. Heterocyclic Chemistry in Crop Protection, *Pest Manag. Sci.* **2013**, *69*, 1106-1114.
  - 8 Lamberth, C.; Dinges, J. Eds. Bioactive Heterocyclic Compound Classes: Agrochemicals, Wiley-VCH Verlag GmbH & Co, 2012, Weinheim, Germany.
  - 9 Baird, N. C. Quantum Organic Photochemistry. II. Resonance and Aromaticity in the Lowest  $^3\pi\pi^*$  State of Cyclic Hydrocarbons, *J. Am. Chem. Soc.* **1972**, *94*, 4941-4948.
  - 10 Ottosson, H. Organic Photochemistry: Exciting Excited-State Aromaticity, *Nat. Chem.* **2012**, *4*, 969-971.
  - 11 Karas, L.; Wu, J. I. Aromaticity: Baird's Rules at the Tipping Point, *Nat. Chem.* **2022**, *14*, 723-725.
  - 12 Rosenberg, M.; Dahlstrand, C.; Kilså, K.; Ottosson, H. Excited State Aromaticity and Antiaromaticity: Opportunities for Photophysical and Photochemical Rationalizations, *Chem. Rev.* **2014**, *114*, 5379-5425.
  - 13 Papadakis, R.; Ottosson, H. The excited state antiaromatic benzene ring: a molecular Mr Hyde?, *Chem. Soc. Rev.* **2015**, *44*, 6472-6493.
  - 14 Oh, J.; Sung, Y. M.; Hong, Y.; Kim, D. Spectroscopic Diagnosis of Excited-State Aromaticity: Capturing Electronic Structures and Conformations upon Aromaticity Reversal, *Acc. Chem. Res.* **2018**, *51*, 1349-1358.
  - 15 Liu, C.; Ni, Y.; Lu, X.; Li, G.; Wu, J. Global Aromaticity in Macrocyclic Polyradicaloids: Hückel's Rule or Baird's Rule?, *Acc. Chem. Res.* **2019**, *52*, 2309-2321.

- 
- 16 Kim, J.; Oh, J.; Osuka, A.; Kim, K. Porphyrinoids, a Unique Platform for Exploring Excited-State Aromaticity, *Chem. Soc. Rev.* **2022**, *51*, 268-292.
- 17 Solà, M. Aromaticity Rules, *Nat. Chem.* **2022**, *14*, 585-590.
- 18 Yan, J.; Slanina, T.; Bergman, J.; Ottosson, H. Photochemistry driven by excited-state aromaticity gain or antiaromaticity relief, *Chem. Eur. J.* **2023**, *29*, e202203748.
- 19 Mandado, M.; Graña, A. M.; Pérez-Juste, I. Aromaticity in Spin-Polarized Systems: Can Rings be Simultaneously Alpha Aromatic and Beta Antiaromatic?, *J. Chem. Phys.* **2008**, *129*, 164114.
- 20 Valiev, R. R.; Kurten, T.; Valiulina, L. I.; Ketkov, S. Yu.; Cherepanov, V. C.; Dimitrova, M.; Sundholm, D. Magnetically Induced Ring Currents in Metallocenothiaporphyrins, *Phys. Chem. Chem. Phys.* **2022**, *24*, 1666-1674.
- 21 Jorner, K.; Feixas, F.; Ayub, R.; Lindh, R.; Solà, M.; Ottosson, H. Analysis of a Compound Class with Triplet States Stabilized by Potentially Baird-Aromatic [10]Annulenyl Dicationic Rings, *Chem. Eur. J.* **2016**, *22*, 2793-2800.
- 22 Escayola, S.; Tonellé, C.; Matito, E.; Poater, A.; Ottosson, H.; Solà, M.; Casanova, D. Guidelines for Tuning the Excited State Hückel-Baird Hybrid Aromatic Character of Pro-Aromatic Quinoidal Compounds, *Angew. Chem. Int. Ed.* **2021**, *60*, 10255-10265.
- 23 Zeng, W.; El Bakouri, O.; Szczepanik, D.; Bronstein, H.; Ottosson, H. Excited State Character of Cibalackrot-Type Compounds Interpreted in Terms of Hückel-Aromaticity: A Rationale for Singlet Fission Chromophore Design, *Chem. Sci.* **2021**, *12*, 6159-6171.
- 24 Pedersen, J.; Mikkelsen, K. V. A Benchmark Study of Aromaticity Indexes for Benzene, Pyridine, and the Diazines - II. Excited State Aromaticity, *J. Phys. Chem. A*, **2022**, *127*, 122-130.

- 
- 25 Baranac-Stojanović, M.; Stojanović, M.; Aleksić, J. Triplet State (Anti)Aromaticity of Some Monoheterocyclic Analogues of Benzene, Naphthalene and Anthracene, *New J. Chem.* **2021**, *45*, 5060-5074.
- 26 Feixas, F.; Poater, J.; Matito, E.; Solà, M. Aromaticity of Organic and Inorganic Heterocycles, in *Structure, Bonding and Reactivity of Heterocyclic Compounds*, 2014, Springer Verlag, Berlin.
- 27 Guo, S.; Wang, L.; Deng, Q.; Wang, G.; Tian, X.; Wang, X.; Liu, Z.; Zhang, M.; Wang, S.; Miao, Y.; Zhu, J.; Wang, H. Exploiting heterocycle aromaticity to fabricate new hot exciton materials, *J. Mater. Chem. C*, **2023**, *11*, 6847-6855.
- 28 Foroutan-Nejad, C. Magnetic Antiaromaticity – Paratropicity – Does Not Necessarily Imply Instability, *J. Org. Chem.* **2023**, *88*, 14831-14835.
- 29 Chen, D.; Shen, T.; An, K.; Zhu, J. Adaptive aromaticity in  $S_0$  and  $T_1$  states of pentalene incorporating 16 valence electron osmium, *Commun. Chem.* **2018**, *1*, 18.
- 30 Shen, T.; Chen, D.; Lin, L.; Zhu, J. Dual Aromaticity in Both the  $T_0$  and  $S_1$  States: Osmapyridinium with Phosphonium Substituents, *J. Am. Chem. Soc.* **2019**, *141*, 5720-5727.
- 31 Chen, D.; Szczepanik, D. W.; Zhu, J.; Solà, M. Probing the Origin of Adaptive Aromaticity in 16-Valence-Electron Metallapentalenes, *Chem. Eur. J.* **2020**, *26*, 12964-12971.
- 32 You, F.; Qui, R.; Zhu, J. Adaptive Aromaticity in Osmapentalene and Osmapyridinium Complexes with Carbene Ligands, *J. Phys. Org. Chem.* **2023**, *36*, e4450.
- 33 Ye, Q.; Fang, Y.; Zhu, J. Adaptive Aromaticity in 18e Metallapentalenes, *Inorg. Chem.* **2023**, *62*, 14764-14772.
- 34 Dey, S.; Manogaran, D.; Manogaran, S.; Schaefer III, H. F. Quantification of Aromaticity of Heterocyclic Systems Using Interaction Coordinates, *J. Phys. Chem. A*, **2018**, *122*, 6953-6960.

- 
- 35 Feixas, F.; Matito, E.; Poater, J.; Solà, M. On the Performance of Some Aromaticity Indices: A Critical Assessment Using a Test Set, *J. Comp. Chem.* 2008, **29**, 1543-1554.
- 36 Flicker, W. M.; Mosher, O. A.; Kuppermann, A. Electron Impact Investigation of Electronic Excitations in Furan, Thiophene, and Pyrrole, *J. Chem. Phys.*, **1976**, *64*, 1315-1321.
- 37 Lazzeretti, P. Assessment of aromaticity via molecular response properties, *Phys. Chem. Chem. Phys.* **2004**, *6*, 217-223.
- 38 Sundholm, D.; Dimitrova, M.; Berger, R. J. F. Current density and molecular magnetic properties, *Chem. Commun.* **2021**, *57*, 12362-12378.
- 39 Bultinck, P.; Ponec, R.; Van Damme, S. Multicenter bond indices as a new measure of aromaticity in polycyclic aromatic hydrocarbons, *J. Phys. Org. Chem.* **2005**, *18*, 706-718.
- 40 Feixas, F.; Matito, E.; Poater, J.; Solà, M. Quantifying Aromaticity with Electron Delocalisation Measures, *Chem. Soc. Rev.* **2015**, *44*, 6434-6451.
- 41 Szczepanik, D. W. A new perspective on quantifying electron localization and delocalization in molecular systems, *Comput. Theor. Chem.* **2016**, *1080*, 33-37.
- 42 Szczepanik, D. W.; Andrzejak, M.; Dominikowska, J.; Pawełek, B.; Krygowski, T. M.; Szatyłowicz, H.; Solà, M. The electron density of delocalized bonds (EDDB) applied for quantifying aromaticity, *Phys. Chem. Chem. Phys.* **2017**, *19*, 28970-28981.
- 43 Feixas, F.; Jimenez-Halla, J. O. C.; Matito, E.; Solà, M. A Test to Evaluate the Performance of Aromaticity Descriptors in All-Metal and Semimetal Clusters. An Appraisal of Electronic and Magnetic Indicators of Aromaticity, *J. Chem. Theory Comput.* **2010**, *6*, 1118-1130.
- 44 Schleyer, P. v. R.; Maerker, C.; Dransfeld, A.; Jiao, H.; van Eikema Hommes, N. J. R. Nucleus-Independent Chemical Shifts: A Simple and Efficient Aromaticity Probe, *J. Am. Chem. Soc.*, **1996**, *118*, 6317-6318.



- 
- 45 Chen, Z.; Wannere, C. S.; Corminboeuf, C.; Puchta, R.; Schleyer, P. v. R. Nucleus-Independent Chemical Shifts (NICS) as an Aromaticity Criterion, *Chem. Rev.* **2005**, *105*, 3842-3888.
- 46 Gershoni-Poranne, R.; Stanger, A. Magnetic Criteria of Aromaticity, *Chem. Soc. Rev.* **2015**, *44*, 6597-6615.
- 47 Yanai, T.; Tew, D. P.; Handy, N. C. A new hybrid exchange–correlation functional using the Coulomb-attenuating method (CAM-B3LYP). *Chem. Phys. Lett.* **2004**, *393*, 51-57.
- 48 Becke, A. D. Density-functional thermochemistry. III. The role of exact exchange. *J. Chem. Phys.* **1993**, *98*, 5648-5652.
- 49 Stephens, P. J.; Devlin, F. J.; Chabalowski, C. F.; Frisch, M. J. Ab Initio Calculation of Vibrational Absorption and Circular Dichromism Spectra Using Density Functional Force Fields, *J. Phys. Chem.* **1994**, *98*, 11623-11627.
- 50 Becke, A. D. Density-functional exchange-energy approximation with correct asymptotic behavior, *Phys. Rev. A* **1988**, *38*, 3098-3100.
- 51 Lee, C.; Yang, W.; Parr, R. G. Development of the Colle-Salvetti Correlation-Energy Formula into a Functional of the Electron Density, *Phys. Rev. B*, **1988**, *37*, 785-789.
- 52 Handy, N. C.; Pople, J. A.; Head-Gordon, M.; Raghavachari, K.; Trucks, G. W. Size-Consistent Brueckner Theory Limited to Double Substitutions, *Chem. Phys. Lett.* **1989**, *164*, 185-192.
- 53 Lee, T. J., Taylor, P. R. A diagnostic for determining the quality of single-reference electron correlation methods, *Int. J. Quant. Chem.* **1989**, *36*, 199-207.
- 54 Jayatilaka, D.; Lee, T. J. Open-shell coupled-cluster theory, *J. Chem. Phys.* **1993**, *98*, 9734-9747.
- 55 Rienstra-Kiracofe, J. C.; Allen, W. D.; Schaefer III, H. F. The C<sub>2</sub>H<sub>5</sub> + O<sub>2</sub> Reaction Mechanism: High-Level ab Initio Characterizations, *J. Phys. Chem. A* **2000**, *44*, 9823-9840.

- 
- 56 Keith, T. A.; Bader, R. F. W. Calculation of Magnetic Response Properties Using a Continuous Set of Gauge Transformations. *Chem. Phys. Lett.* **1993**, *210*, 223–231.
- 57 Keith, T. A.; Bader, R. F. W. Topological Analysis of Magnetically Induced Molecular Current Distributions. *J. Chem. Phys.* **1993**, *99*, 3669–3682.
- 58 Lazzeretti, P.; Malagoli, M.; Zanasi, R. Computational Approach to Molecular Magnetic Properties by Continuous Transformation of the Origin of the Current Density. *Chem. Phys. Lett.* **1994**, *220*, 299–304.
- 59 Steiner, E.; Fowler, P. W. Patterns of Ring Currents in Conjugated Molecules: A Few-Electron Model Based on Orbital Contributions, *J. Phys. Chem. A.* **2001**, *105*, 9553-9562.
- 60 Preethayalam, P.; Proos Vedin, N.; Radekovic, S.; Ottosson, H. Azaboracyclooctatetraenes reveal that the different aspects of triplet state Baird-aromaticity are nothing but different, *J. Phys. Org. Chem.* **2023**, *36*, e4455.
- 61 Zhao, L.; Grande-Aztazi, R.; Foroutan-Nejad, C.; Ugalde, J. M.; Frenking, G. Aromaticity, the Hückel  $4n+2$  Rule and Magnetic Current, *ChemistrySelect*, **2017**, *2*, 863-870.
- 62 Dillon, K. B.; Mathey, F.; Nixon, J. F. Phosphorus: The Carbon Copy: From Organophosphorus to Phospha-organic Chemistry, Wiley, Chichester, 1998.
- 63 Mandado, M.; Otero, N.; Mosquera, R. A. Local Aromaticity Study of Heterocycles Using  $n$ -Center Delocalization Indices: The Role of Aromaticity on the Relative Stability of Position Isomers, *Tetrahedron*, **2006**, *62*, 12204-12210.
- 64 Jorner, K.; Emanuelsson, R.; Dahlstrand, C.; Tong, H.; Denisova, A. V.; Ottosson, H. Impact of Ground- and Excited-State Aromaticity on Cyclopentadiene and Silole Excitation Energies and Excited-State Polarities, *Chem. Eur. J.* **2014**, *20*, 9295 – 9393.
- 65 El-Hamdi, M.; Tiznado, W.; Poater, J.; Solà, M. An Analysis of the Isomerization Energies of 1,2-/1,3-Diazacyclobutadiene, Pyrazole/Imidazole, and Pyridazine/Pyrimidine with the Turn-Upside-Down Approach *J. Org. Chem.* **2011**, *76*, 8913-8921.

- 
- 66 Allison, C. G.; Chambers R. D.; Cheburkov, Yu. A.; MacBride, J. A. H.; Musgrave, W. K. R. J. The Isomerisation of Perfluoropyridazines to Perfluoropyrimidines and to Perfluoropyrazines, *J. Chem. Soc. D*, **1969**, 1200-1201.
- 67 Johnson, D. W.; Austel, V.; Feld, R. S.; Lemal, D. M. The Pyridazine-Pyrazine Photorearrangement, *J. Am. Chem. Soc.* **1970**, *92*, 7505-7506.
- 68 Baranac-Stojanović, M. Substituent Effect on Triplet State Aromaticity of Benzene, *J. Org. Chem.* **2020**, *85*, 4289-4297.
- 69 Jorner, K.; Rabten, W.; Slanina, T.; Proos Vedin, N.; Sillén, S.; Wu Ludvigsson, J.; Ottosson, H.; Norrby, P.-O. Degradation of Pharmaceuticals through Sequential Photon Absorption and Photoionization in Amiloride Derivatives, *Cell Rep. Phys. Sci.*, **2020**, *1*, 100274.
- 70 Clune, R.; Shea, J. A. R.; Hardikar, T. S.; Tuckman, H.; Neuscamman, E. Studying excited-state-specific perturbation theory on the Thiel set, *J. Chem. Phys.* **2023**, *158*, 224113.
- 71 Bai, Y.; Deng, J.; Xie, W.; Xiao, J.; Zhang, J.; Wang, Y.; Guo, X.; Wang, H. Pyrazine as a More Efficient Luminophore than Benzene for Producing Red-Shifted and Enhanced Photoluminescence, *J. Phys. Chem. A*, **2023**, *127*, 9273-9282.

## For Table-of-Contents use

