

Reductive Arylation of Nitroarenes with Chloroareenes: Reducing Conditions Enable New Reactivity from Palladium Catalysts

Brett D. Akana-Schneider and Daniel J. Weix*

Department of Chemistry, University of Wisconsin-Madison, Madison, WI 53706, United States

Supporting Information Placeholder

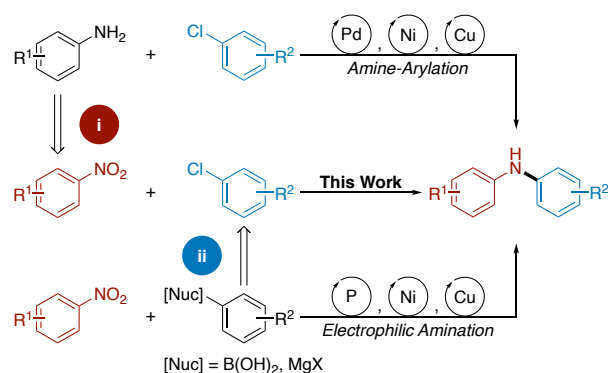
ABSTRACT: Palladium-catalyzed C–N bond forming reactions are a key tool in modern synthetic organic chemistry. Despite advances in catalyst design enabling the use of a variety of aryl (pseudo)halides, the necessary aniline coupling partner is often synthesized in a discrete reduction step from a nitroarene. An ideal synthetic sequence would avoid the necessity of this step while maintaining the reliable reactivity of palladium catalysis. Herein we describe how reducing conditions enable new chemical steps and reactivity from well-studied palladium catalysts, resulting in a new, useful transformation: the reductive arylation of nitroarenes with chloroarenes to form diarylamines. Mechanistic experiments suggest that under reducing conditions, BrettPhos-palladium complexes catalyze the dual *N*-arylation of typically inert azoarenes—generated via the in situ reduction of nitroarenes—via two distinct mechanisms. Initial *N*-arylation proceeds via a novel association-reductive palladation sequence followed by reductive elimination to yield an intermediate 1,1,2-triarylhydrazine. Arylation of this intermediate by the same catalyst via a traditional amine arylation sequence forms a transient tetraarylhydrazine, unlocking reductive N–N bond cleavage to liberate the desired product. The resulting reaction allows for the synthesis of diarylamines bearing a variety of synthetically valuable functionalities and heteroaryl cores in high yield.

Introduction

Palladium-catalyzed amine arylation—the cross-coupling of aryl (pseudo)halide electrophiles with amine nucleophiles to form a new C–N bond (Scheme 1A)—is one of the most-used reactions in medicinal chemistry.^{1–3} Buoyed by the importance of amines in pharmaceuticals, the abundance of starting materials, and wide functional group tolerance, the success of amine arylation has made secondary diarylamines a common feature in medicinal and materials chemistry.⁴ One key advantage of this chemistry is the ability to access a wide suite of aryl electrophiles; for example, advances in catalyst design have allowed for the use of more widely available chloroarenes instead of aryl bromides (Scheme 1B).^{5–10} While there are many commercially available primary anilines, an analysis of industrial chemical reactions reveals that the synthesis of anilines by nitroarene reduction is common.^{1,2,11} Indeed, a recent study on most-used reactions in medicinal chemistry found reduction of a nitroarene to a primary aniline was the most-used reduction. An obvious, but under-developed, alternative to this synthetic sequence is the direct, reductive arylation of nitroarenes with aryl chlorides (Scheme 1A). Despite its potential synthetic

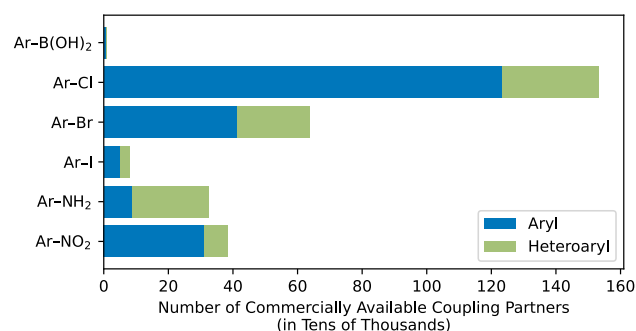
Scheme 1. Synthetic Approaches to Diarylamines.

A. Approaches to Diarylamines Requires Pre-Functionalization



- i** Reduction of nitro groups to amines is the most common reduction carried out in industrial applications, extending synthetic sequences.
- ii** The low commercial availability of boronic acids necessitates a pre-functionalization step.

B. Commercial Availability of Aryl Coupling Partners

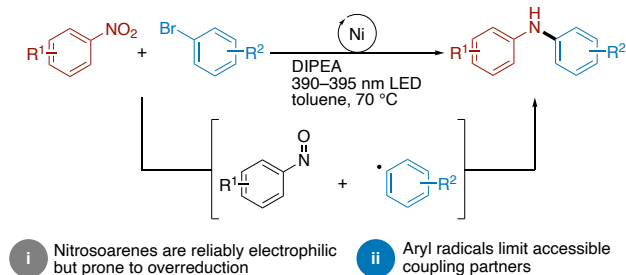


utility, this proposed reaction faces numerous challenges, such as managing a net six-electron reduction of the nitro group, resolving the disparate reactivity of the relatively inert chloroarene, and the high electrophilicity of the many possible nitrogen intermediates.

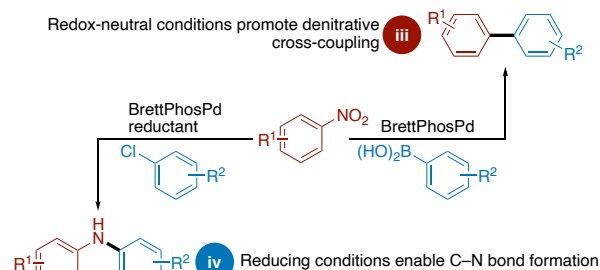
Strategies for the reductive arylation of nitroarenes have thus far relied on the in-situ conversion of the nitroarene to a transient, electrophilic nitrosoarene, which is trapped with a nucleophilic carbon source (Ar-[M]) or aryl radical.¹² In general, the propensity of nitrosoarenes to undergo deleterious over-reduction and dimerization necessitates the use of more reactive nucleophilic carbon sources such as aryl Grignard reagents.^{13–17} Despite recent advances enabling the use of less reactive arylboronic acids,^{18–25} arylboronic acids are less

Scheme 2. Strategies for Nitroarene Functionalization.

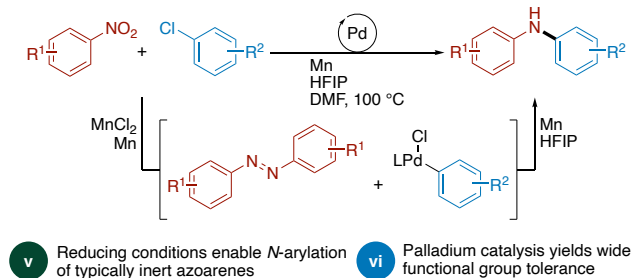
A. Photochemical Methods Leverage Aryl Radicals to Intercept Nitrosoarenes



B. Reducing Conditions Enable New Reactivity from Known Catalysts



This Method: New reactivity from Palladium Enables Azobenzene Arylation

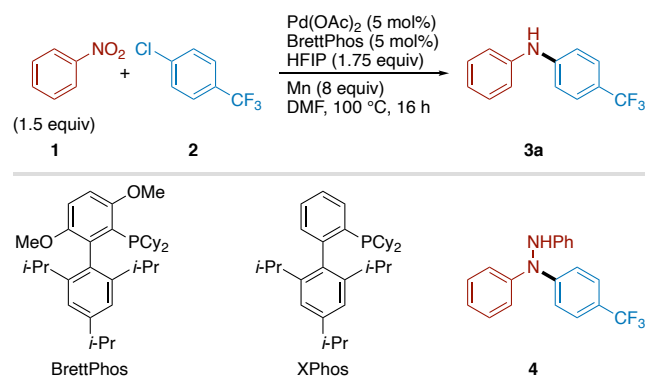


available than chloroarenes (~180× fewer commercially available, Scheme 1B),⁵ adding synthetic complexity. Engagement of aryl chlorides would be simplest via oxidative addition to low-valent palladium or nickel catalysts, but the resulting arylpalladium and arynickel intermediates are not known to form new C–N bonds with nitroarenes.

Recent work by Xue and coworkers has described the arylation of nitroarenes with bromoarenes via the photo-assisted generation of aryl radicals (Scheme 2A).²⁶ While an advance over the use of pre-formed aryl nucleophiles, the aryl radical intermediates limit compatibility with heterocycles and even more powerful reductants would be needed to extend this strategy to chloroarenes.^{27–33} In contrast to nickel, palladium-catalyzed reductive arylation of nitroarenes is unknown. Instead, palladium-catalyzed cross-couplings of nitroarenes feature C–NO₂ oxidative addition (Scheme 2B).^{34–38}

Herein we demonstrate how the same palladium catalysts that favor C–NO₂ oxidative addition and promote C–N bond formation with amines^{37,38} reveal new reactivity when subjected to reducing conditions: catalyzing the *N*-arylation of azoarenes via an association-reductive palladation sequence. The *N*-functionalization of azoarenes using arylpalladium(II) intermediates is notable because the N=N bond of azoarenes is generally considered inert towards arylpalladium(II) intermediates;³⁹ even functioning as a useful directing group for C–H bond activation.^{40–48} Our studies show that C–N bond formation occurs via reductive dimerization of nitroarenes to azoarenes,

Table 1. Standard Conditions and Effects of Select Deviations.



entry	deviation	3a (%) ^b
1	None	92
2	XPhos instead of BrettPhos	86
3	<i>rac</i> -BINAP instead of BrettPhos	1
4	No HFIP	0
5	TFE instead of HFIP	9
6	2-Butanol instead of HFIP	29
7	PdCl ₂ instead of Pd(OAc) ₂	81
8	Pd ₂ (dba) ₃ instead of Pd(OAc) ₂	87 ^c
9	Zn instead of Mn	89
10	Benchtop setup with no exclusion of air or water (capped)	90 ^d

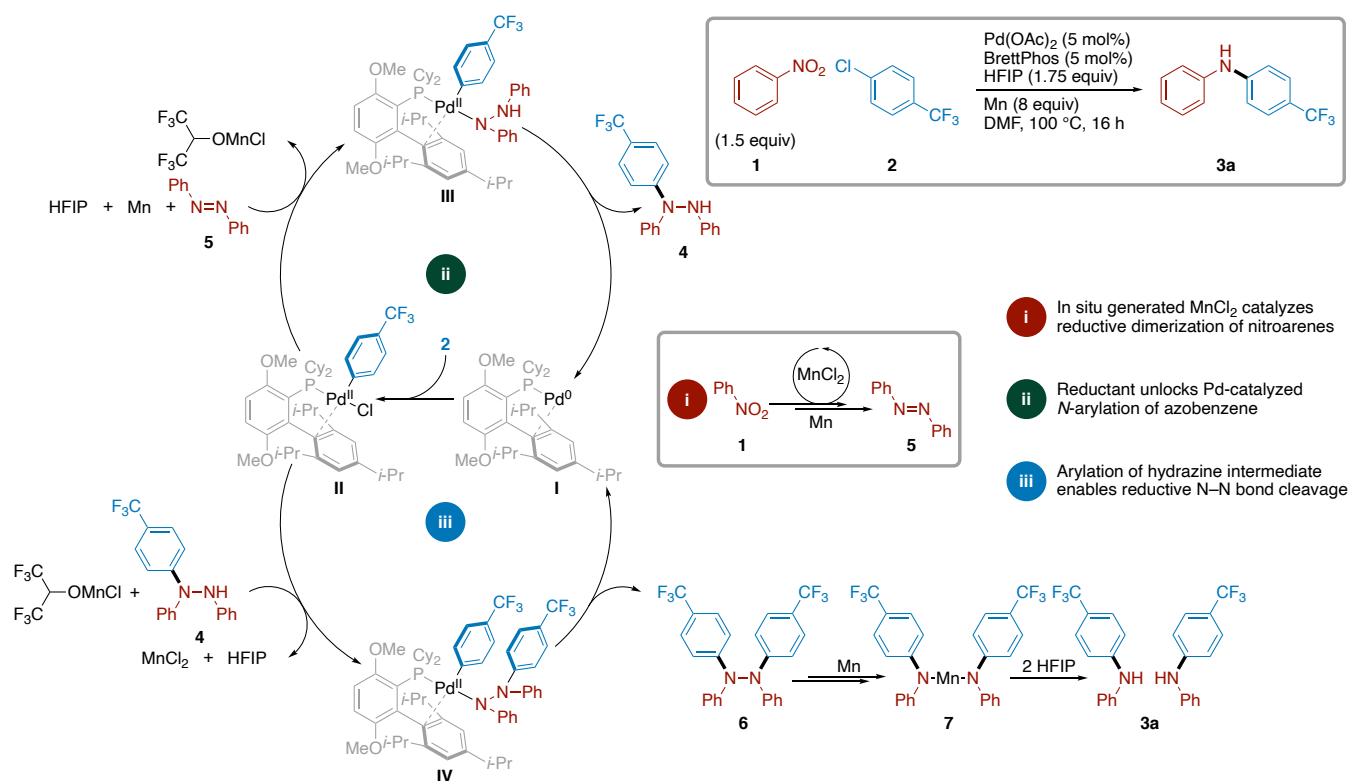
^aReactions were assembled in a nitrogen filled glovebox at a 0.25 mmol scale in 0.5 mL of DMF. ^bYields were determined by SFC-MS analysis. ^c2.5 mol% Pd₂(dba)₃ used instead of 5 mol% Pd(OAc)₂. ^dReaction set up at 0.5 mmol scale in 1 mL of DMF.

followed by diarylation to form a tetra-arylhydrazine, and reductive cleavage of the hydrazine to form two molecules of product. This dimerization-functionalization-cleavage strategy avoids over-reduction that can plague nitrosoarenes, and changes the way that we view reactions of palladium(II) complexes with azo compounds.

Results and Discussion

We began by examining the reductive arylation of nitrobenzene (**1**) with 4-chlorobenzotrifluoride (**2**) (Table 1). Preliminary studies quickly established two key variables in the reaction: the identity of the ligand and the presence of an appropriate proton source. We found that BrettPhos, the same ligand known for promoting C–NO₂ oxidative addition in denitrative cross-couplings, was optimal. While other monodentate, dialkylbiarylphosphines such as XPhos also provided the desired product in good yield, common bidentate phosphines, such as *rac*-BINAP did not. Serendipitously, we found that alcohols modulate the extent of arylation, promoting conversion of intermediates to the desired product and preventing overarylation of the desired diarylamine. Tuning the pK_a of the alcohol is critical, as less acidic additives such as 2,2,2-trifluoroethanol (TFE) provided the under-arylated 1,1,2-triarylhydrazine (**4**) as the major arylated product. As will be discussed in more detail below, the alcohol facilitates two proton transfers: mediating the arylation of **4** via association-deprotonation as the conjugate base and providing the desired product from the

Scheme 3. Key Aspects of the Proposed Mechanism of the Palladium-Catalyzed Reductive Arylation of Nitroarenes.



diarylamide (**7**), thereby preventing overarylation to triarylamine. Besides these two variables, we found that many other components of the reaction conditions were flexible. A variety of palladium(II) and palladium(0) precatalysts provided similar results, although Pd(OAc)₂ was chosen due to its high solubility. Manganese powder was optimal, however zinc flake gave similar yields, despite it being a weaker reducing agent. The reactions were generally run under air-free conditions using dry, degassed solvents, but similar yields were obtained using wet DMF, under an air headspace when set up on the benchtop.

Given the impact of mechanistic understanding on reaction design, the importance of palladium catalysis, and the unique *N*-arylation observed in these conditions, we undertook a mechanistic investigation. We sought to: identify the catalytic species responsible for nitroarene reduction; confirm the identity of the active nitrogenous coupling partner; determine the mechanism by which *N*-arylation occurs; and establish the role of the alcohol in controlling the extent of arylation. Based on observations in catalytic reactions and specific mechanistic experiments described below, we propose the mechanism seen in Scheme 3.

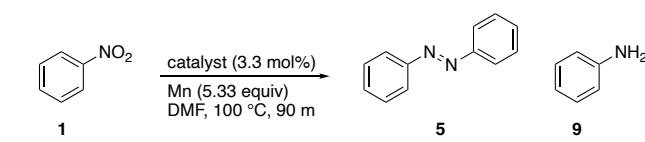
Initial reduction of nitrobenzene occurs via a MnCl_2 -catalyzed, reductive dimerization to yield azobenzene (**5**). While additional reduction to form hydrazobenzene is possible, experimental evidence suggests that this process is off-cycle and slow in comparison to productive *N*-arylation (Figures S9 and S16). Catalytic *N*-arylation of **5** begins with oxidative addition of **2** to in situ generated Pd^0 (**I**) to form the key oxidative addition intermediate (**II**). We posit that association of the Lewis basic nitrogen of **5** to the Lewis acidic Pd^{II} center forms $[(\text{BrettPhos})\text{Pd}(\text{Ar}^1)\text{Cl}(\text{Ar}^2\text{N}=\text{NAr}^2)]$.⁴⁹ This association then enables reduction of the $\text{N}=\text{N}$ bond of **5** to form a transient mixed palladium(II)/manganese hydrazide which is

protonated by HFIP to form palladium(II) aryl hydrazide (**III**) and an alkoxide base. This manganese dependent, reductive palladation could be imagined as analogous to reported reductions of bound ligands, such as dinitrogen. Reductive elimination forms the C–N bond of $\text{Ar}^1(\text{Ar}^2)\text{N–NH}(\text{Ar}^2)$ (**4**).

The second arylation of **4** occurs via an amine-arylation sequence involving oxidative addition of **2** to **I**, association-deprotonation of **4** to **II**, and C–N reductive elimination from intermediate **IV** to yield a transient 1,1,2,2-tetraarylhydrazine (**6**). The weak N–N bond of **6** then undergoes rapid homolysis,^{50,51} followed by reductive capture by Mn, yielding manganese bisdiarylamide (**7**). Final protonation furnishes the desired product (**3a**) and prevents deleterious transmetalation onto **II**, stopping over-arylation to form $\text{Ar}^2\text{N}(\text{Ar}^1)_2$ (overarylation not depicted in Scheme 3).

We began our mechanistic investigation by determining the conditions necessary for the reduction of nitrobenzene. In contrast to other reductive functionalizations of nitroarenes that employ manganese as the terminal reductant,^{52–58} our conditions did not require the addition of a stoichiometric, oxophilic Lewis acid. We considered whether Pd(0), Pd(II), or residual Mn salts catalyzed the Mn powder reduction step (Table 2). Neither inclusion of the optimal Pd(OAc)₂/BrettPhos precatalyst pair (not pictured), nor palladium(0) precursor (cod)Pd(CH₂TMS)₂, enabled reduction of nitrobenzene. While the addition of catalytic amounts of oxidative addition Pd(II) complex **II** did allow for reduction of nitrobenzene, the observed induction period led us to conclude that catalyst modification is necessary and **II** is not directly responsible for catalysis. Indeed, addition of catalytic MnCl₂ – the byproduct of reductive decomposition of **II** by Mn – unlocked reduction of nitrobenzene. Based on these results, we concluded that the coupling reaction is autocatalytic, with initial, slow decomposition

Table 2. Reduction of Nitrobenzene is Catalyzed by in situ-generated MnCl_2



catalyst	Conversion at 15 min (%) ^b	Conversion at 90 min (%) ^b
(cod)Pd(CH ₂ TMS) ₂ and BrettPhos	0	5 ^c
II	>1	100
MnCl ₂	18	72

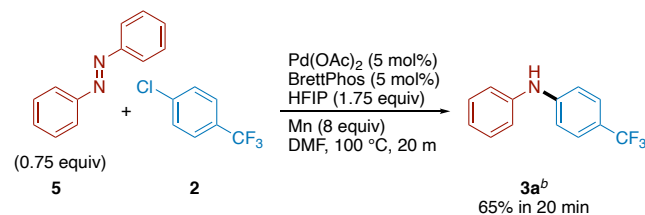
^aReactions were assembled in a nitrogen filled glovebox at a 0.75 mmol scale in 1 mL of DMF. ^bConversion was determined by SFC-MS. ^cNo Reduction products were observed.

of small amounts of **II** turning on the productive pathway, which in turn produces more MnCl_2 (Figure S1).

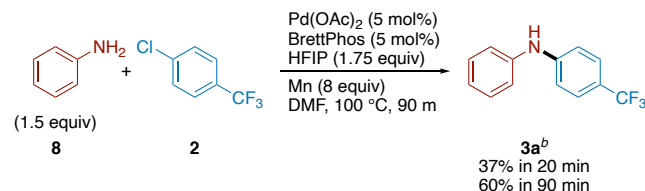
Over the course of catalytic and discrete reduction studies, we observed two probable nitrogenous coupling partners: azobenzene (**5**) and aniline (**9**). Given the diversity of established amine-arylation conditions, we investigated the feasibility of both as the major coupling partner (Scheme 4). While replacing nitrobenzene with either aniline or half an equivalent of azobenzene in the optimal conditions yielded similar, successful couplings; reaction timecourses demonstrated that the double *N*-arylation of azobenzene occurs significantly faster than amine arylation (20 min compared to 60 min). These data, in combination with the low concentrations of aniline observed in reduction studies (Figure S1), led us to conclude that while reductive amine arylation can occur under these conditions, it is

Scheme 4. Evaluation of Possible Coupling Partners

A. Azobenzene is Rapidly Arylated Under the Optimized Conditions

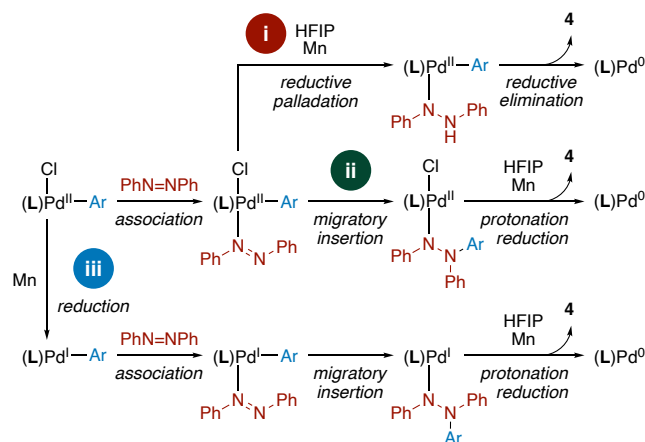


B. Arylation of Aniline is Significantly Slower



^aReactions were assembled in a nitrogen filled glovebox at a 0.50 mmol scale in 1.0 mL of DMF. ^bYields were determined by SFC-MS analysis.

Scheme 5. Possible *N*-Arylation Pathways to Form Tri-arylhydrazine (4**) from Azoarene and Arylpalladium (II).**



a beneficial, convergent side reaction and that double *N*-arylation of azobenzene is the major pathway.

The N=N bond of azoarenes is typically inert to palladium catalysis, even serving as a directing group for C–H functionalization.^{40–44} While limited examples of palladium(0)-mediated reductive functionalization of azo compounds have been reported;^{59,60} catalytic, *N*-arylation from palladium oxidative addition complexes is unknown. As such, we sought to determine the elementary step by which arylation occurs, with the aim to better understand this coupling and expand the catalytic schema used to design new reactions. We envisioned 3 possible mechanisms by which palladation of azobenzene might occur: direct migratory insertion of the Pd–C bond across the N=N bond (Scheme 5ii); reduction of **II** to form a reactive palladium(I) intermediate that can capture azobenzene (Scheme 5iii); and association-reduction of azobenzene in a reductive transmetalation process (Scheme 5i).

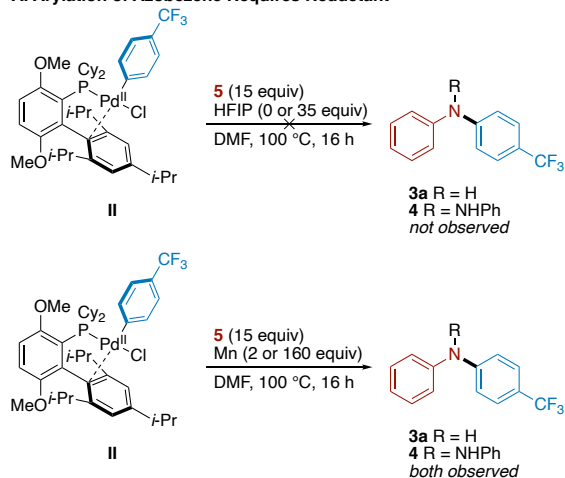
To establish a baseline for reactivity, we reacted **II** with excess azobenzene **5** (Scheme 6A). In the absence of a reductant, no *N*-arylated products were observed (Figure S13), indicating that direct migratory insertion (Scheme 5, pathway ii) is not probable. Only addition of manganese enabled arylation, as **3a** and **4** were observed in reactions containing stoichiometric or excess reductant. These results suggest that either reduction of **II**, azobenzene (**5**), or their association complex is necessary for arylation to occur.

We utilized cyclic voltammetry to distinguish between pathways involving the reduction of **II** and azobenzene **5**. While reductive decomposition of **II** does occur under reducing conditions (Scheme 4A), CV confirmed that irreversible reduction only occurs at very reducing potentials (–2.23 V vs. Fc/Fc⁺). Contrastingly, direct, reversible, single-electron reduction of azobenzene is thermodynamically plausible under the reaction conditions (–1.80 V vs. Fc/Fc⁺). These data indicate that either direct reduction of azobenzene occurs – the resulting radical anion then exchanging for the chloride ligand on **II** – or that association of azobenzene to the Lewis acidic **II** enables reduction. We predict that association-reduction is the dominant pathway, as substituting manganese for the much less reducing zinc leads to little change in yield (89% vs 92%) and hydrazobenzene—the product of direct reduction of azobenzene—is not arylated under the optimized conditions (Figure S16).

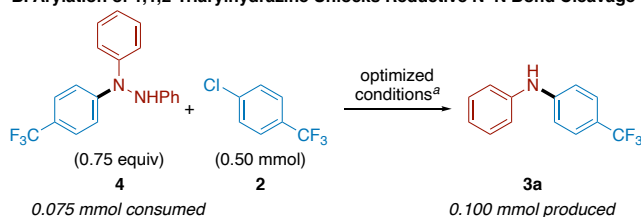
The intermediacy of **4** was confirmed by replacing nitrobenzene with **4** in the optimized reaction conditions (Scheme 6B).

Scheme 6. Additional Mechanistic Studies Support Double *N*-Arylation of Azobenzene.

A. Arylation of Azobenzene Requires Reductant



B. Arylation of 1,1,2-Triarylhydrazine Unlocks Reductive N–N Bond Cleavage



^aReactions were assembled in a nitrogen filled glovebox. Yields were determined by SFC-MS analysis.

Arylation yielded diarylamine **3a** in excess of the consumption of **4** (0.075 mmol of **4** consumed, 0.1 mmol of **3a** produced). While consumption of **4** was low, this result also confirms that direct reductive cleavage of the N–N bond of **4** (yielding an equivalent of **3a** and aniline **9**) is not operable. We hypothesize that the low conversion was due to the presence of an extra equivalent of protons compared to nitroarene or azoarene arylation reactions. This results in inefficient association-deprotonation of **4** and eventual reductive catalyst degradation.

Finally, we sought to rationalize the role of the alcohol in determining selectivity. As seen in Table 1, the exclusion of a proton source from reactions completely stops the formation of **3a**. However, its exclusion neither prevents reduction of nitrobenzene nor arylation of the resulting azoarene, as **4** is still observed. We propose that balancing the acidity and the steric profile of the alcohol is necessary to manage the protonation of intermediates and the binding of the alkoxide to **II**. Formation of palladium(II) alkoxide complexes is a known intermediate or off-cycle pathway in amine arylation reactions.^{61–63} Indeed, we found that **II** is more stable under reducing conditions in the presence of an alcohol (Figure S11). Employing the less acidic and sterically demanding trifluoroethanol in place of HFIP in arylations of nitrobenzene yielded **4** as the major product. We hypothesized that inefficient arylation of **4** is caused by exchange of 2,2,2-trifluoroethoxide for chloride on **II**, yielding an unreactive, stable, palladium(II) alkoxide that prevents association of **4**. Deprotonation of associated **4** is most likely not a limiting factor, as 2,2,2-trifluoroethoxide is more basic than 1,1,1,3,3,3-hexafluoroisopropoxide. Indeed, utilizing 2-butanol as the proton source in place of TFE yields increased conversion of **4** into **3a**. These results indicate that balancing the association of the alkoxide to **II**—via the use of an electron-poor,

secondary alcohol—enables arylation of **4**, provides protons to quench the reactivity of the final product, while also stabilizing **II** under reducing conditions.

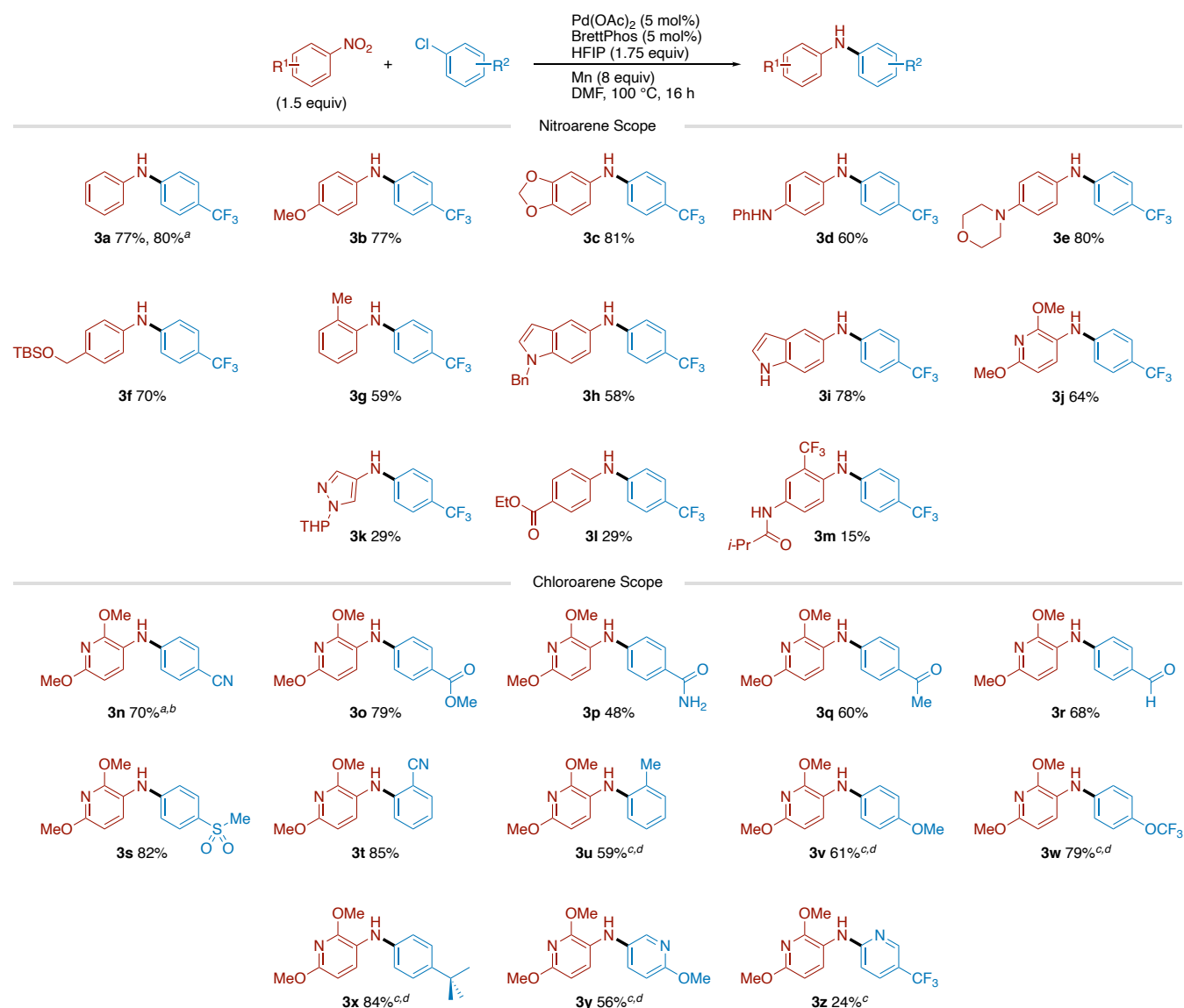
Having an effective understanding of the mechanism by which the reaction proceeds, we proceeded to investigate the scope accessible using these initial conditions (Scheme 7, next page). Arylation of nitroarenes bearing synthetically valuable electron-donating groups such as a methyl ether (**3b**), methylenedioxy (**3c**), or an unprotected secondary amine (**3d**) all proceeded in high yield. In contrast to photochemical alternatives to this method,²⁶ easily oxidized tertiary alkylamines (**3e**) were also well-tolerated. Nitroarenes bearing a silyl protected aliphatic alcohol (**3f**) or substitution in the 2-position (**3g**) were also arylated effectively. Additionally, the optimized conditions enabled the arylation of a variety of nitroheteroarenes, which are not tolerated in photochemical methods due to the reactivity of aryl radicals.^{26,28,64–66} We found that common heterocycles such as protected and unprotected indoles (**3h**, **3i**), pyridine (**3j**), and protected pyrazole (**3k**) were all tolerated.

We found that the introduction of an electron-withdrawing ethyl ester (**3l**) significantly decreased the yield of the desired diarylamine. As the major byproduct was the corresponding primary aniline, we hypothesize that direct reduction of an intermediate electron-poor nitrosoarene may occur faster than reductive dimerization. Despite this limitation, the diarylamine derived from arylation of electron-poor chemotherapeutic flutamide (**3m**) was isolated in 15% yield. Again, the primary aniline derived from flutamide was isolated as the major byproduct. These results suggest that modification of the reaction conditions to avoid over-reduction or engage the aniline directly in amine-arylation may be successful in overcoming this limitation.

A variety of electron-poor chloroarenes were effectively engaged using the optimized conditions. We successfully coupled chloroarenes bearing carboxylic acid derivatives including nitriles (**3n**, **3t**), a methyl ester (**3o**), and a primary amide (**3p**). The reaction was amenable to increased scale and a benchtop setup while maintaining good yield (**3n** was synthesized at 2.0 mmol scale on the benchtop using standard air-free technique). Other oxidized functionalities that could be reduced were well tolerated, such as an acetophenone (**3q**), an unprotected benzaldehyde (**3r**), and a sulfone (**3s**). Further, activation of ortho-substituted chloroarenes yielded secondary diarylamines with either an electron-withdrawing nitrile (**3t**) or electron-donating methyl (**3u**) group in the two-position.

We found that two modifications were necessary to effectively couple electron-rich chloroarenes: increasing the catalyst loading from 5 to 10 mol% and replacing HFIP with the less acidic TFE. These conditions enabled the coupling of chloroarenes bearing electron-donating methyl and trifluoromethyl ethers (**3v**, **3w**), as well as simple alkyl substituents (**3u**, **3x**). We hypothesize that these two changes overcome sluggish arylation of the 1,1,2-triarylhydrazine intermediate afforded from the initial *N*-arylation of the azoarene and stabilize the critical oxidative addition intermediate (**II**). The decreased Lewis acidity of arylpalladium complexes bearing electron-rich aryl substituents most likely makes association and deprotonation of the hydrazine intermediate significantly less favorable. Utilizing TFE can have two beneficial effects. First, the more associating 2,2,2-trifluoroethoxide anion may extend catalyst lifetime, forming a reservoir of stable palladium(II) alkoxide. Second, the more basic alkoxide may enable deprotonation of the hydrazine intermediate.

Scheme 7. Substrate Scope for the Palladium-Catalyzed Reductive Arylation of Nitroarenes.



Reactions were conducted at 0.5 mmol scale in DMF (1 mL). Isolated yields after purification are shown. ^aReaction conducted at 2.0 mmol scale. ^bReaction set up on the benchtop using standard air-free technique. ^c10 mol% each of $\text{Pd}(\text{OAc})_2$ and BrettPhos. ^dTFE instead of HFIP.

These modified conditions also allowed for the coupling of an electron-rich 3-chloropyridine, yielding diheteroarylamine (**3y**). The increased catalyst loading is also beneficial when coupling other heteroaryl chlorides, regardless of the electron density in the ring (**3z**). Together, these results demonstrate the synthetic utility, functional group tolerance, and electronic and steric limitations of this method.

Conclusions

In conclusion, we developed the first method for the reductive arylation of nitroarenes with chloroarenes. This method relies on a new dimerization-arylation-fragmentation mechanism that avoids deleterious overreduction of reduced nitrogenous intermediates. *N*-arylation of the typically inert azoarene intermediate is unlocked by the reducing conditions. Diarylation of the N=N bond of the azoarene activates it towards reductive cleavage. This approach yields a method distinct from other reductive arylations of nitroarenes, avoiding the limitations inherent to the use of organometallic reagents or aryl

radicals. As a result, the reaction tolerates a range of synthetically relevant functionalities, steric crowding, and heterocyclic cores. We expect that the mechanistic results in this study will provide a basis for rapid development of this new approach to diarylamines.

ASSOCIATED CONTENT

Supporting Information

The Supporting Information is available free of charge on the ACS Publications website.

Experimental details, spectral data, and supplementary tables of data. (PDF)

AUTHOR INFORMATION

Corresponding Author

*dweix@wisc.edu

ACKNOWLEDGMENT

This work was supported by the NIH (R01GM097243). Analytical data were obtained from the CENTC Elemental Analysis Facility at the University of Rochester, funded by NSF CHE-0650456. Mass spectroscopy and NMR data were obtained in the Paul Bender Chemistry Instrumentation Center. The purchase of the Thermo Scientific Q Exactive Plus in 2015 was funded by the NIH Award 1S10 OD020022-1 to the Department of Chemistry. The purchases of the Bruker Avance III 500 and 400 MHz instruments were funded by a generous gift from Paul J. and Margaret M. Bender in 2012 and NSF CHE-1048642 to the Department of Chemistry in 2010 respectively. We thank Dr. Jiang Wang (UW-Madison) for assistance with initial experiments. We thank Dr. Paige Piszal (UW-Madison) for assistance with electrochemical measurements.

REFERENCES

- Brown, D. G.; Boström, J. Analysis of Past and Present Synthetic Methodologies on Medicinal Chemistry: Where Have All the New Reactions Gone?: Miniperspective. *J. Med. Chem.* **2016**, *59*, 4443–4458. DOI: 10.1021/acs.jmedchem.5b01409.
- Roughley, S. D.; Jordan, A. M. The Medicinal Chemist's Toolbox: An Analysis of Reactions Used in the Pursuit of Drug Candidates. *J. Med. Chem.* **2011**, *54*, 3451–3479. DOI: 10.1021/jm200187y.
- Ruiz-Castillo, P.; Buchwald, S. L. Applications of Palladium-Catalyzed C–N Cross-Coupling Reactions. *Chem. Rev.* **2016**, *116*, 12564–12649. DOI: 10.1021/acs.chemrev.6b00512.
- Ertl, P.; Altmann, E.; McKenna, J. M. The Most Common Functional Groups in Bioactive Molecules and How Their Popularity Has Evolved over Time. *J. Med. Chem.* **2020**, *63*, 8408–8418. DOI: 10.1021/acs.jmedchem.0c00754.
- Commercial availability of coupling partners was gathered via a search of the eMolecules database—via Reaxys—performed on 7/18/18. Aryl and heteroaryl coupling partners were specified as ARY-FG and HAR-FG (where FG represents the functional group in question, e.g., Cl, Br, NO₂) respectively. While the exact number of commercial coupling partners changes in magnitude depending on the database searched and the year, e.g., PubChem Commercial Substances via Reaxys, Reaxys Commercially Available Filter, etc., the trends observed are consistent.
- Hamann, B. C.; Hartwig, J. F. Sterically Hindered Chelating Alkyl Phosphines Provide Large Rate Accelerations in Palladium-Catalyzed Amination of Aryl Iodides, Bromides, and Chlorides, and the First Amination of Aryl Tosylates. *J. Am. Chem. Soc.* **1998**, *120*, 7369–7370. DOI: 10.1021/ja981318i.
- Old, D. W.; Wolfe, J. P.; Buchwald, S. L. A Highly Active Catalyst for Palladium-Catalyzed Cross-Coupling Reactions: Room-Temperature Suzuki Couplings and Amination of Unactivated Aryl Chlorides. *J. Am. Chem. Soc.* **1998**, *120*, 9722–9723. DOI: 10.1021/ja982250+.
- Ehrentraut, A.; Zapf, A.; Beller, M. A New Improved Catalyst for the Palladium-Catalyzed Amination of Aryl Chlorides. *J. Mol. Catal. Chem.* **2002**, *182–183*, 515–523. DOI: 10.1016/S1381-1169(01)00503-9.
- Developing catalysts capable of promoting the amination of chloroarenes remains an active area of study. For a recent example, see Mao, J.; Zhang, J.; Zhang, S.; Walsh, P. J. NIXANTPHOS: A Highly Active Ligand for Palladium Catalyzed Buchwald–Hartwig Amination of Unactivated Aryl Chlorides. *Dalton Trans.* **2018**, *47*, 8690–8696. DOI: 10.1039/C8DT01852A.
- For a recent review summarizing the development of palladium-catalyzed amine arylation, see Dorel, R.; Grugel, C. P.; Haydl, A. M. The Buchwald–Hartwig Amination After 25 Years. *Angew. Chem. Int. Ed.* **2019**, *58*, 17118–17129. DOI: 10.1002/anie.201904795.
- Carey, J. S.; Laffan, D.; Thomson, C.; Williams, M. T. Analysis of the Reactions Used for the Preparation of Drug Candidate Molecules. *Org. Biomol. Chem.* **2006**, *4*, 2337. DOI: 10.1039/b602413k.
- The addition of arylmagnesium reagents to nitrosoarenes is well preceded, see Gilman, H.; McCracken, R. The Reaction Between Nitrosobenzene and Phenylmagnesium Bromide. *J. Am. Chem. Soc.* **1927**, *49*, 1052–1061. DOI: 10.1021/ja01403a026.
- Knochel and coworkers demonstrated that arylmagnesium reagents can be used as a reductant—to generate a nitrosoarene—and as a nucleophile. Sapountzis, I.; Knochel, P. A New General Preparation of Polyfunctional Diarylamines by the Addition of Functionalized Arylmagnesium Compounds to Nitroarenes. *J. Am. Chem. Soc.* **2002**, *124*, 9390–9391. DOI: 10.1021/ja026718r.
- Direct addition of the milder organozinc reagents to nitrosoarenes is also known. See, Dhayalan, V.; Sämman, C.; Knochel, P. Synthesis of Polyfunctional Secondary Amines by the Addition of Functionalized Zinc Reagents to Nitrosoarenes. *Chem. Commun.* **2015**, *51*, 3239–3242. DOI: 10.1039/C4CC08846H.
- A separate reduction enables the direct reductive amination of nitroarenes, Rauser, M.; Ascheberg, C.; Niggemann, M. Electrophilic Amination with Nitroarenes. *Angew. Chem. Int. Ed.* **2017**, *56*, 11570–11574. DOI: 10.1002/anie.201705356.
- Arylation of nitrosoarenes with boronic acids requires a mediator such as P(OEt)₃, Roscales, S.; Csáky, A. G. Synthesis of Di(Hetero)Arylamines from Nitrosoarenes and Boronic Acids: A General, Mild, and Transition-Metal-Free Coupling. *Org. Lett.* **2018**, *20*, 1667–1671. DOI: 10.1021/acs.orglett.8b00473.
- Yu, Y.; Srogl, J.; Liebeskind, L. S. Cu(I)-Mediated Reductive Amination of Boronic Acids with Nitroso Aromatics. *Org. Lett.* **2004**, *6*, 2631–2634. DOI: 10.1021/ol048982q.
- Suárez-Pantiga, S.; Hernández-Ruiz, R.; Virumbrales, C.; Pedrosa, M. R.; Sanz, R. Reductive Molybdenum-Catalyzed Direct Amination of Boronic Acids with Nitro Compounds. *Angew. Chem. Int. Ed.* **2019**, *58*, 2129–2133. DOI: 10.1002/anie.201812806.
- Nykaza, T. V.; Cooper, J. C.; Li, G.; Mahieu, N.; Ramirez, A.; Luzung, M. R.; Radosevich, A. T. Intermolecular Reductive C–N Cross Coupling of Nitroarenes and Boronic Acids by PIII/PV=O Catalysis. *J. Am. Chem. Soc.* **2018**, *140*, 15200–15205. DOI: 10.1021/jacs.8b10769.
- Li, G.; Nykaza, T. V.; Cooper, J. C.; Ramirez, A.; Luzung, M. R.; Radosevich, A. T. An Improved P^{III}/P^V=O-Catalyzed Reductive C–N Coupling of Nitroaromatics and Boronic Acids by Mechanistic Differentiation of Rate- and Product-Determining Steps. *J. Am. Chem. Soc.* **2020**, *142*, 6786–6799. DOI: 10.1021/jacs.0c01666.
- Manna, K.; Ganguly, T.; Baitalik, S.; Jana, R. Visible-Light- and PPh₃-Mediated Direct C–N Coupling of Nitroarenes and Boronic Acids at Ambient Temperature. *Org. Lett.* **2021**, *acs.orglett.1c03343*. DOI: 10.1021/acs.orglett.1c03343.
- Guan, X.; Zhu, H.; Driver, T. G. Cu-Catalyzed Cross-Coupling of Nitroarenes with Aryl Boronic Acids to Construct Diarylamines. *ACS Catal.* **2021**, *11*, 12417–12422. DOI: 10.1021/acscatal.1c03113.
- Wang, D.; Wan, Z.; Zhang, H.; Alhumade, H.; Yi, H.; Lei, A. Electrochemical Reductive Arylation of Nitroarenes with Arylboronic Acids. *ChemSusChem* **2021**, *cssc.202101924*. DOI: 10.1002/cssc.202101924.
- Song, H.; Shen, Y.; Zhou, H.; Ding, D.; Yang, F.; Wang, Y.; Xu, C.; Cai, X. Light-Promoted Low-Valent-Tungsten-Catalyzed Ambient Temperature Amination of Boronic Acids with Nitroaromatics. *J. Org. Chem.* **2022**, *87*, 5303–5314. DOI: 10.1021/acs.joc.2c00138.
- Talukdar, H.; Gogoi, D.; Phukan, P. Chemoselective Chan-Lam and Reductive Nitroarene Coupling of Boronic Acid Using an Octahedral Ni-DMAP Complex as Catalyst. *Tetrahedron* **2023**, *132*, 133251. DOI: 10.1016/j.tet.2023.133251.
- Li, G.; Yang, L.; Liu, J.; Zhang, W.; Cao, R.; Wang, C.; Zhang, Z.; Xiao, J.; Xue, D. Light-Promoted C–N Coupling of Aryl Halides with Nitroarenes. *Angew. Chem. Int. Ed.* **2021**, *60*, 5230–5234. DOI: 10.1002/anie.202012877.
- Ghosh, I.; Ghosh, T.; Bardagi, J. I.; König, B. Reduction of Aryl Halides by Consecutive Visible Light-Induced Electron Transfer Processes. *Science* **2014**, *346*, 725–728. DOI: 10.1126/science.1258232.
- Kim, H.; Kim, H.; Lambert, T. H.; Lin, S. Reductive Electrophotocatalysis: Merging Electricity and Light To Achieve Extreme Reduction Potentials. *J. Am. Chem. Soc.* **2020**, *142*, 2087–2092. DOI: 10.1021/jacs.9b10678.
- MacKenzie, I. A.; Wang, L.; Onuska, N. P. R.; Williams, O. F.; Begam, K.; Moran, A. M.; Dunietz, B. D.; Nicewicz, D. A. Discovery and Characterization of an Acridine Radical Photoreductant. *Nature* **2020**, *580*, 76–80. DOI: 10.1038/s41586-020-2131-1.
- Chmiel, A. F.; Williams, O. P.; Chernowsky, C. P.; Yeung, C. S.; Wickens, Z. K. Non-Innocent Radical Ion Intermediates in Photoredox Catalysis: Parallel Reduction Modes Enable Coupling of Diverse Aryl

Chlorides. *J. Am. Chem. Soc.* **2021**, *143*, 10882–10889. DOI: 10.1021/jacs.1c05988.

(31) Shen, N.; Li, R.; Liu, C.; Shen, X.; Guan, W.; Shang, R. Photocatalytic Cross-Couplings of Aryl Halides Enabled by *o*-Phosphinophenolate and *o*-Phosphinothiophenolate. *ACS Catal.* **2022**, *12*, 2788–2795. DOI: 10.1021/acscatal.1c05941.

(32) Widness, J. K.; Enny, D. G.; McFarlane-Connelly, K. S.; Miedenbauer, M. T.; Krauss, T. D.; Weix, D. J. CdS Quantum Dots as Potent Photoreductants for Organic Chemistry Enabled by Auger Processes. *J. Am. Chem. Soc.* **2022**, *144*, 12229–12246. DOI: 10.1021/jacs.2c03235.

(33) Wang, S.-D.; Yang, B.; Zhang, H.; Qu, J.-P.; Kang, Y.-B. Reductive Cleavage of C–X or N–S Bonds Catalyzed by Super Organoreductant CBZ6. *Org. Lett.* **2023**, *25*, 816–820. DOI: 10.1021/acs.orglett.2c04346.

(34) For the first example of BrettPhos-ligated palladium being used in denitrative cross-coupling, see Yadav, M. R.; Nagaoka, M.; Kashiwara, M.; Zhong, R.-L.; Miyazaki, T.; Sakaki, S.; Nakao, Y. The Suzuki–Miyaura Coupling of Nitroarenes. *J. Am. Chem. Soc.* **2017**, *139*, 9423–9426. DOI: 10.1021/jacs.7b03159.

(35) For a recent review of denitrative cross-coupling, see Muto, K.; Okita, T.; Yamaguchi, J. Transition-Metal-Catalyzed Denitrative Coupling of Nitroarenes. *ACS Catal.* **2020**, *10*, 9856–9871. DOI: 10.1021/acscatal.0c02990.

(36) Kashiwara, M.; Nakao, Y. Cross-Coupling Reactions of Nitroarenes. *Acc. Chem. Res.* **2021**, *54*, 2928–2935. DOI: 10.1021/acs.accounts.1c00220.

(37) C–N bond formation from nitroarenes can be achieved via denitrative cross-coupling with amines, but this is a redox-neutral process where the nitrogen atom of the resulting amine is derived from the amine coupling partner. Inoue, F.; Kashiwara, M.; Yadav, M. R.; Nakao, Y. Buchwald–Hartwig Amination of Nitroarenes. *Angew. Chem. Int. Ed.* **2017**, *56*, 13307–13309. DOI: 10.1002/anie.201706982.

(38) Similar palladium-catalyzed denitrative *N*-arylations can be performed using *N*-heterocycles as nucleophiles. Feng, L.; Yao, J.; Yu, L.; Duan, W. Palladium-Catalyzed Denitrative *N*-Arylation of Nitroarenes with Pyrroles, Indoles, and Carbazoles. *Org. Chem. Front.* **2022**, *9*, 2351–2356. DOI: 10.1039/D2Q00010E.

(39) Walther, M.; Kipke, W.; Schultze, S.; Ghosh, S.; Staubitz, A. Modification of Azobenzenes by Cross-Coupling Reactions. *Synthesis* **2021**, *53*, 1213–1228. DOI: 10.1055/s-0040-1705999.

(40) Cope, A. C.; Siekman, R. W. Formation of Covalent Bonds from Platinum or Palladium to Carbon by Direct Substitution. *J. Am. Chem. Soc.* **1965**, *87*, 3272–3273. DOI: 10.1021/ja01092a063.

(41) Fahey, D. R. The Homogeneous Palladium-Catalyzed Ortho-Chlorination of Azobenzene. *J. Chem. Soc. Chem. Commun.* **1970**, 417a. DOI: 10.1039/c2970000417a.

(42) R. Fahey, D. The Coordination-Catalyzed Ortho-Halogenation of Azobenzene. *J. Organomet. Chem.* **1971**, *27*, 283–292. DOI: 10.1016/S0022-328X(00)80577-X.

(43) Murahashi, S.; Tamba, Y.; Yamamura, M.; Yoshimura, N. Reactions of Cyclometalated Palladium Complexes with Organolithium Compounds or Grignard Reagents. Selective Ortho Alkylation and Arylation of Benzaldehydes, Azobenzenes, and Tertiary Benzylic Amines. *J. Org. Chem.* **1978**, *43*, 4099–4106. DOI: 10.1021/jo00415a024.

(44) Wu, Guangzhong; Rheingold, A. L.; Heck, R. F. Cinnolinium Salt Synthesis from Cyclopalladated Azobenzene Complexes and Alkynes. *Organometallics* **1987**, *6*, 2386–2391. DOI: 10.1021/om00154a019.

(45) Bartolomé, C.; Espinet, P.; Vicente, L.; Villafañe, F.; Charmant, J. P. H.; Orpen, A. G. Neutral Organometallic Palladium(II) Aquo Complexes. *Organometallics* **2002**, *21*, 3536–3543. DOI: 10.1021/om020198r.

(46) Dick, A. R.; Hull, K. L.; Sanford, M. S. A Highly Selective Catalytic Method for the Oxidative Functionalization of C–H Bonds. *J. Am. Chem. Soc.* **2004**, *126*, 2300–2301. DOI: 10.1021/ja031543m.

(47) Ma, X.-T.; Tian, S.-K. Palladium-Catalyzed Regioselective Halogenation of Aromatic Azo Compounds. *Adv. Synth. Catal.* **2013**, *355*, 337–340. DOI: 10.1002/adsc.201200902.

(48) Li, H.; Li, P.; Wang, L. Direct Access to Acylated Azobenzenes via Pd-Catalyzed C–H Functionalization and Further Transformation into an Indazole Backbone. *Org. Lett.* **2013**, *15*, 620–623. DOI: 10.1021/ol303434n.

(49) While ligand exchange of halides for weak nucleophiles can be dissociative, proceeding via a cationic $\text{LPd}^{\text{II}}(\text{Ar})^+$; it has been proposed that exchange to complexes bearing dialkylbiaryl phosphine

ligands is associative, even for weak nucleophiles such as secondary amides. We hypothesize that association of azobenzene is analogous to this process. Hicks, J. D.; Hyde, A. M.; Cuezva, A. M.; Buchwald, S. L. Pd-Catalyzed *N*-Arylation of Secondary Acyclic Amides: Catalyst Development, Scope, and Computational Study. *J. Am. Chem. Soc.* **2009**, *131*, 16720–16734. DOI: 10.1021/ja9044357.

(50) The BDE of tetraphenylhydrazine has been measured as 23.5 kcal/mol. Franzen, V. Zur Dissoziation von Tetraphenylhydrazin. *Justus Liebigs Ann. Chem.* **1957**, *604*, 251–256. DOI: 10.1002/jlac.19576040127.

(51) Cain, C. K.; Wiselogle, F. Y. Divalent Nitrogen. I. The Rate of Dissociation of Tetraphenylhydrazine ¹. *J. Am. Chem. Soc.* **1940**, *62*, 1163–1169. DOI: 10.1021/ja01862a050.

(52) 2 Equivalents of TMSCl. Cheung, C. W.; Hu, X. Amine Synthesis via Iron-Catalyzed Reductive Coupling of Nitroarenes with Alkyl Halides. *Nat. Commun.* **2016**, *7*, 12494. DOI: 10.1038/ncomms12494.

(53) 2 Equivalents of TMSCl. Cheung, C. W.; Ploeger, M. L.; Hu, X. Direct Amidation of Esters with Nitroarenes. *Nat. Commun.* **2017**, *8*, 14878. DOI: 10.1038/ncomms14878.

(54) 1 Equivalent of TMSI. Cheung, C. W.; Ma, J.-A.; Hu, X. Manganese-Mediated Reductive Transamidation of Tertiary Amides with Nitroarenes. *J. Am. Chem. Soc.* **2018**, *140*, 6789–6792. DOI: 10.1021/jacs.8b03739.

(55) 1 Equivalent of TMSCl. Cheung, C. W.; Shen, N.; Wang, S.-P.; Ullah, A.; Hu, X.; Ma, J.-A. Manganese-Mediated Reductive Amidation of Esters with Nitroarenes. *Org. Chem. Front.* **2019**. DOI: 10.1039/C8Q001405A.

(56) Ploeger, M. L.; Darù, A.; Harvey, J. N.; Hu, X. Reductive Cleavage of Azoarene as a Key Step in Nickel-Catalyzed Amidation of Esters with Nitroarenes. *ACS Catal.* **2020**, 2845–2854. DOI: 10.1021/acscatal.9b05049.

(57) While Cheung et al. only employ 10 mol% of TMSCl in their carbonylative synthesis of aryl amides, the use of an aryl iodide provides a source of stoichiometric manganese(II) iodide. As we show here, Lewis acidic manganese(II) halide salts enable the reduction of nitrobenzene by manganese. Cheung, C. W.; Ploeger, M. L.; Hu, X. Amide Synthesis via Nickel-Catalyzed Reductive Aminocarbonylation of Aryl Halides with Nitroarenes. *Chem. Sci.* **2018**, *9*, 655–659. DOI: 10.1039/C7SC03950F.

(58) He et al. note that NiI_2 is necessary to reduce nitrobenzene with manganese in their mechanistic experiments. While the presence of nickel may have some effect on this reduction, we expect that the reduction is mainly enabled by the presence of MnI_2 formed from the reduction of the NiI_2 by manganese. This is supported by the authors' observation that the consumption of nitrobenzene is not observed in the presence of nickel nano-powder. He, H.-D.; Zhang, Z.-K.; Tang, H.-B.; Xu, Y.-Q.; Xu, X.-B.; Cao, Z.-Y.; Xu, H.; Li, Y. Manganese-Mediated Reductive *N, N*-Dialkylolation of Nitroarenes: A Dramatic NiI_2 Effect. *Org. Chem. Front.* **2022**, *9*, 4875–4881. DOI: 10.1039/D2Q000928E.

(59) Muñoz, K.; Nieger, M. Catalytic Activation of *N–N* Multiple Bonds: A Homogeneous Palladium Catalyst for Mechanistically Unprecedented Reduction of Azo Compounds. *Angew. Chem. Int. Ed.* **2006**, *45*, 2305–2308. DOI: 10.1002/anie.200503875.

(60) Muñoz, K.; Iglesias, A. Phenanthroline Ligands in Aryl Palladium Hydrazinato Complexes: Catalysts for Efficient Coupling of Azo Compounds with Aryl Boronic Acids. *Angew. Chem. Int. Ed.* **2007**, *46*, 6350–6353. DOI: 10.1002/anie.200700288.

(61) Sunesson, Y.; Limé, E.; Nilsson Lill, S. O.; Meadows, R. E.; Norrby, P.-O. Role of the Base in Buchwald–Hartwig Amination. *J. Org. Chem.* **2014**, *79*, 11961–11969. DOI: 10.1021/jo501817m.

(62) Brusoe, A. T.; Hartwig, J. F. Palladium-Catalyzed Arylation of Fluoroalkylamines. *J. Am. Chem. Soc.* **2015**, *137*, 8460–8468. DOI: 10.1021/jacs.5b02512.

(63) Rangarajan, T. M.; Singh, R.; Brahma, R.; Devi, K.; Singh, R. P.; Singh, R. P.; Prasad, A. K. BrettPhos Ligand Supported Palladium-Catalyzed C–O Bond Formation through an Electronic Pathway of Reductive Elimination: Fluoroalkoxylation of Activated Aryl Halides. *Chem. - Eur. J.* **2014**, *20*, 14218–14225. DOI: 10.1002/chem.201404121.

(64) The addition of aryl radicals to *N*-heterocycles is well known. For an early example, see Gomberg, M.; Bachmann, W. E. The Synthesis of Biaryl Compounds by Means of the Diazo Reaction. *J. Am. Chem. Soc.* **1924**, *46*, 2339–2343. DOI: 10.1021/ja01675a026.

(65) For a recent review on Minisci additions, see Proctor, R. S. J.; Phipps, R. J. Recent Advances in Minisci-Type Reactions. *Angew. Chem. Int. Ed.* **2019**, *58*, 13666–13699. DOI: 10.1002/anie.201900977.

(66) Often, efficient addition of aryl radicals to *N*-heterocycles requires protonation or oxidation of the electrophile. This is not always

the case, as more recent work has demonstrated efficient arylation of aryl radicals even under basic conditions. Candish, L.; Freitag, M.; Gensch, T.; Glorius, F. Mild, Visible Light-Mediated Decarboxylation of Aryl Carboxylic Acids to Access Aryl Radicals. *Chem. Sci.* **2017**, *8*, 3618–3622. DOI: 10.1039/C6SC05533H.

