

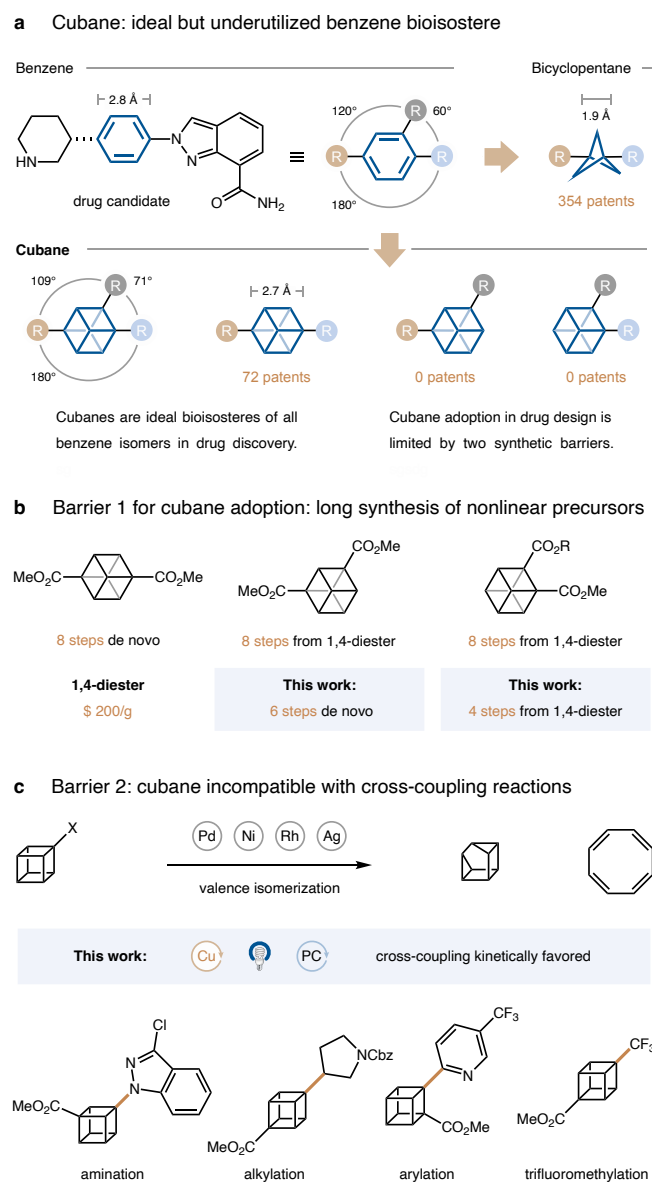
General access to cubanes: ideal bioisosteres of *ortho*-, *meta*-, and *para*-substituted benzenes

Mario P. Wiesenfeldt^{1,4}, James A. Rossi-Ashton^{1,4}, Ian B. Perry^{1,4}, Johannes Diesel¹, Olivia L. Garry¹, Florian Bartels¹, Susannah C. Coote², Xiaoshen Ma³, Charles S. Yeung³, David J. Bennett³ & David W. C. MacMillan^{1*}

The replacement of benzene rings with sp^3 -hybridized bioisosteres in drug candidates generally improves pharmacokinetic properties while retaining biological activity. Rigid, strained frameworks such as bicyclo[1.1.1]pentane and cubane are particularly well-suited since the ring strain imparts high bond strength and thus metabolic stability on its C–H bonds. Cubane is the ideal bioisostere since it provides the closest geometric match to benzene. At present, however, all cubanes in drug design, like almost all benzene bioisosteres, act solely as substitutes for mono- or *para*-substituted benzene rings. This is due to the difficulty of accessing 1,3- and 1,2-disubstituted cubane precursors. The adoption of cubane in drug design has been further hindered by the incompatibility of cross-coupling reactions with the cubane scaffold, owing to a competing metal-catalyzed valence isomerization. Herein, we disclose expedient routes to 1,3- and 1,2-disubstituted cubane building blocks using a convenient cyclobutadiene precursor and a photolytic C–H carboxylation reaction, respectively. Moreover, we leverage the slow oxidative addition and rapid reductive elimination of copper to develop C–N, C–C(sp^3), C–C(sp^2), and C–CF₃ cross-coupling protocols. Our research enables facile elaboration of all cubane isomers into drug candidates thus enabling ideal bioisosteric replacement of *ortho*-, *meta*-, and *para*-substituted benzenes.

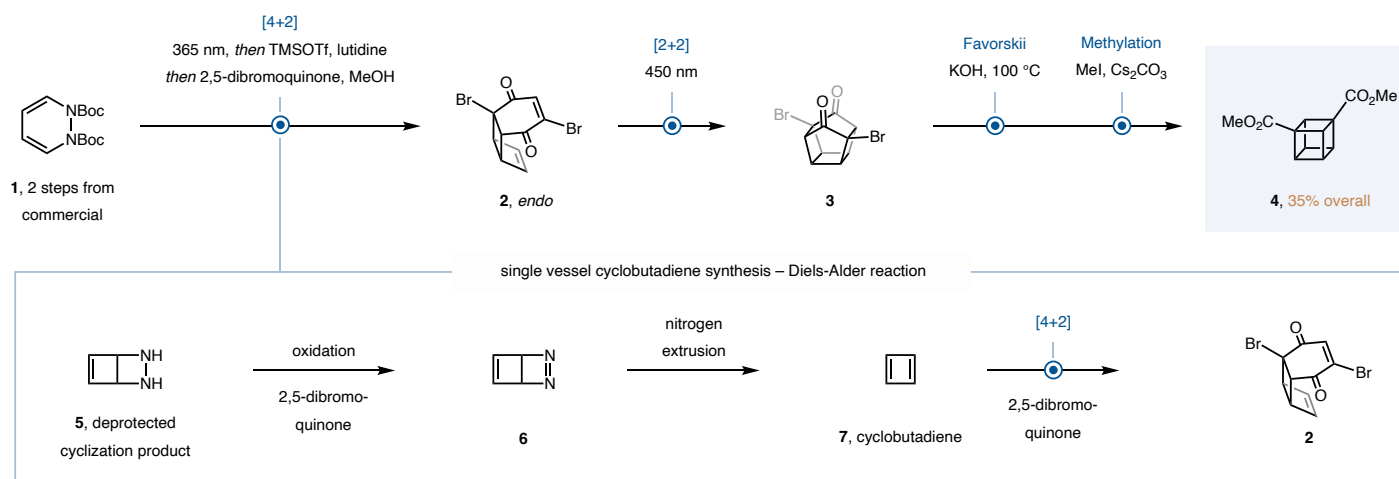
The substitution of a benzene group with an sp^3 -hybridized bioisostere can produce drug candidates with improved compound properties^{1,2}. Suitable bioisosteres emulate the size and the rigid steric relationship between substituents in the parent benzene unit thus maintaining the activity, while reducing the overall C(sp^2)-character, which generally improves key pharmacokinetic properties like solubility and metabolic stability³. Bicyclo[1.1.1]pentanes (BCPs) and cubanes are particularly privileged, since they are rigid, and because their strained nature imparts high s-character and thus bond strength on their C–H bonds⁴. While BCPs are now routinely employed in drug discovery^{5–7}, cubanes remain less explored despite being a better geometric match to benzene (Fig. 1a)^{8–10}. Furthermore, all cubanes in drug candidates, like most benzene bioisosteres, are either mono-substituted or bear linear exit vectors 180° apart, acting solely as substitutes for terminal or *para*-substituted phenyl rings. While several bicycloalkanes have recently been explored as nonlinear benzene isosteres^{11–18}, their scarcity is a severe limitation for drug design given that over 170 approved drugs contain *ortho*- or *meta*-substituted benzene rings. 1,2- and 1,3-disubstituted cubanes are ideally suited to bridge this gap since they most closely emulate the size and spatial arrangement of the substituents in the parent benzenes.

Access to these nonlinear cubanes is hampered by protracted sequences towards the respective precursors (Fig. 1b). Eaton's linear dimethyl cubane-1,4-dicarboxylate, the most commercially available cubane-containing fragment, can be synthesized in 8 steps on a laboratory scale and has been scaled up to a kilogram scale via a flow photoreactor^{19–21}. By contrast, the nonlinear 1,3- and 1,2-dicarboxylate isomers both require 8 additional steps, starting from the expensive 1,4-diester²².



Moreover, the adoption of cubanes in medicinal chemistry is limited by the lack of cross-coupling reactions. All cubane-containing drug candidates have been synthesized by traditional carboxylic acid reactivity, such as amide couplings and heterocycle syntheses^{23–25}. Despite recent progress on the arylation of cubane^{26–28}, a general, fragment-based cross-coupling of cubanes remains elusive due to the metal-catalyzed strain-releasing valence isomerization of cubanes (Fig. 1c)^{26,29–31}. With the goal of increasing the adoption of cubanes in medicinal chemistry, we set out to develop expedient routes to cubane-1,3- and 1,2-diester and a general platform for cubane cross-coupling.

a De novo synthesis of dimethyl cubane-1,3-dicarboxylate (**4**) via cyclobutadiene (**7**)



b Synthesis of 1-*tert*-butyl-2-methyl cubane-1,2-dicarboxylate (**11**) by C–H carboxylation

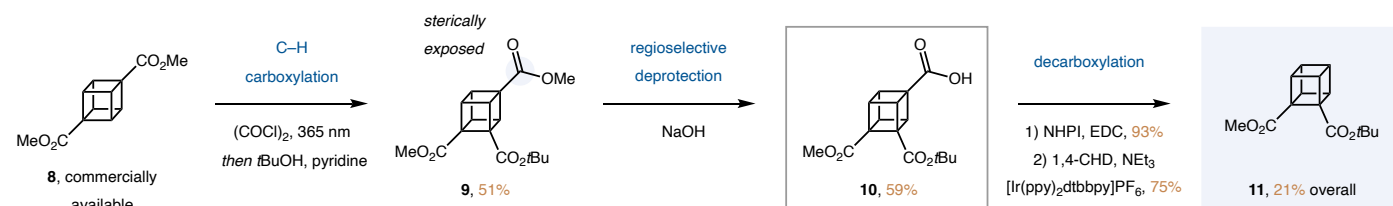


Figure 2 | Synthetic strategies towards non-linear cubane precursors. **a**, De novo-synthesis of dimethyl 1,3-cubanedicarboxylate (**4**) using dihydropyridazine **1** as precursor of cyclobutadiene (**7**). **b**, Synthesis of *tert*-butylmethyl 1,2-cubanedicarboxylate (**11**) by C–H carboxylation. Me, methyl; Boc, *tert*-butylcarbonyl; TMS, trimethylsilyl; Tf, trifluoromethylsulfonyl; *t*Bu, *tert*-butyl; NHPI, *N*-hydroxyphthalimide; EDC, 1-ethyl-3-(3-dimethylaminopropyl) carbodiimide hydrochloride; CHD, cyclohexadiene; Et, ethyl; ppy, 2-phenylpyridine; dtbbpy, 4,4'-*di*tert-butyl-2,2'-bipyridine.

Results and discussion

De novo synthesis of dimethyl cubane-1,3-dicarboxylate

We were inspired by an isolated report on the synthesis of cubane-1,3-dicarboxylic acid published by the Pettit group in 1966³². Under this protocol, a Diels-Alder reaction between cyclobutadiene, generated in situ from cyclobutadieneiron tricarbonyl, and 2,5-dibromobenzoquinone, served to construct the cubane framework in only 3 steps. To date, this synthesis has seen no application in medicinal chemistry, likely owing to the arduous synthesis of the cyclobutadiene precursor cyclobutadieneiron tricarbonyl, which involves 4 steps (9% overall yield^{33,34}) and requires inconvenient reagents such as chlorine gas, benzene, and highly toxic diiron nonacarbonyl. Convenient access to 1,3-cubane precursors would thus require the development of a new, readily accessible cyclobutadiene precursor.

As a key design principle, this new precursor would be required to liberate cyclobutadiene under mild, oxidative conditions, since the quinone coupling partner is itself an oxidant, and because the key bisalkene intermediate **2** is unstable (Fig. 2, a). Drawing inspiration from a 1975 study by the Masamune group³⁵, we reasoned that 1,2-dihydropyridazine **1**, which is readily available from commercial material (75% yield over 2 steps)³⁶, could be a suitable candidate. We developed an improved route to cyclobutadiene (**7**) commencing with light-mediated, endocyclic 4- π -cyclization of dihydropyridazine **1** followed by deprotection to generate diazetidine **5**^{37,38}. Oxidation to diazine **6** by the mild oxidant 2,5-dibromoquinone followed by nitrogen extrusion releases cyclobutadiene, which can undergo [4+2] cycloaddition

with a second equivalent of the quinone to form bisalkene **2** thus intercepting the key intermediate of Pettit's synthesis³². Following optimization, the sequence was telescoped and proceeded in 80% analytical yield. The quinone was removed by a reductive workup prior to the internal [2+2] cycloaddition to diketone **3** to prevent decomposition by sensitization. This workup enabled us to circumvent the highly challenging recrystallization of the unstable bisalkene **2** used in Pettit's synthesis. Finally, Favorskii ring contraction and esterification provided dimethyl cubane-1,3-dicarboxylate (**4**). The entire synthesis requires 4 steps from dihydropyridazine **1** (6 from commercial material), proceeds in 35% isolated yield on a 1 mmol scale (26% from commercial material), requires only one chromatographic purification, and can be conducted in 3 days, thus rapidly providing sufficient quantities for medicinal chemistry projects (see SI for details).

Synthesis of 1-*tert*-butyl-2-methyl cubane-1,2-dicarboxylate

However, a similar strategy proved unsuitable for the synthesis of the corresponding cubane-1,2-diester due to a competing Haller-Bauer cleavage (see SI for details). We speculated that C–H functionalization could provide a workaround to access this valuable substitution pattern (Fig. 2b). In order to avoid laborious installation and removal of a directing group, we decided to start with the symmetrical, commercially available dimethyl cubane-1,4-dicarboxylate (**8**). Inspired by a cubane C–H carboxylation reported by Bashir-Hashemi^{39,40}, we utilized a light-mediated one-pot C–H carboxylation/ esterification sequence. Deprotection of the sterically exposed methyl ester of **9** yielded the monoacid **10**. Photoredox-mediated decarboxylation in presence of 1,4-cyclohexadiene was achieved via the redox-active ester. Overall,

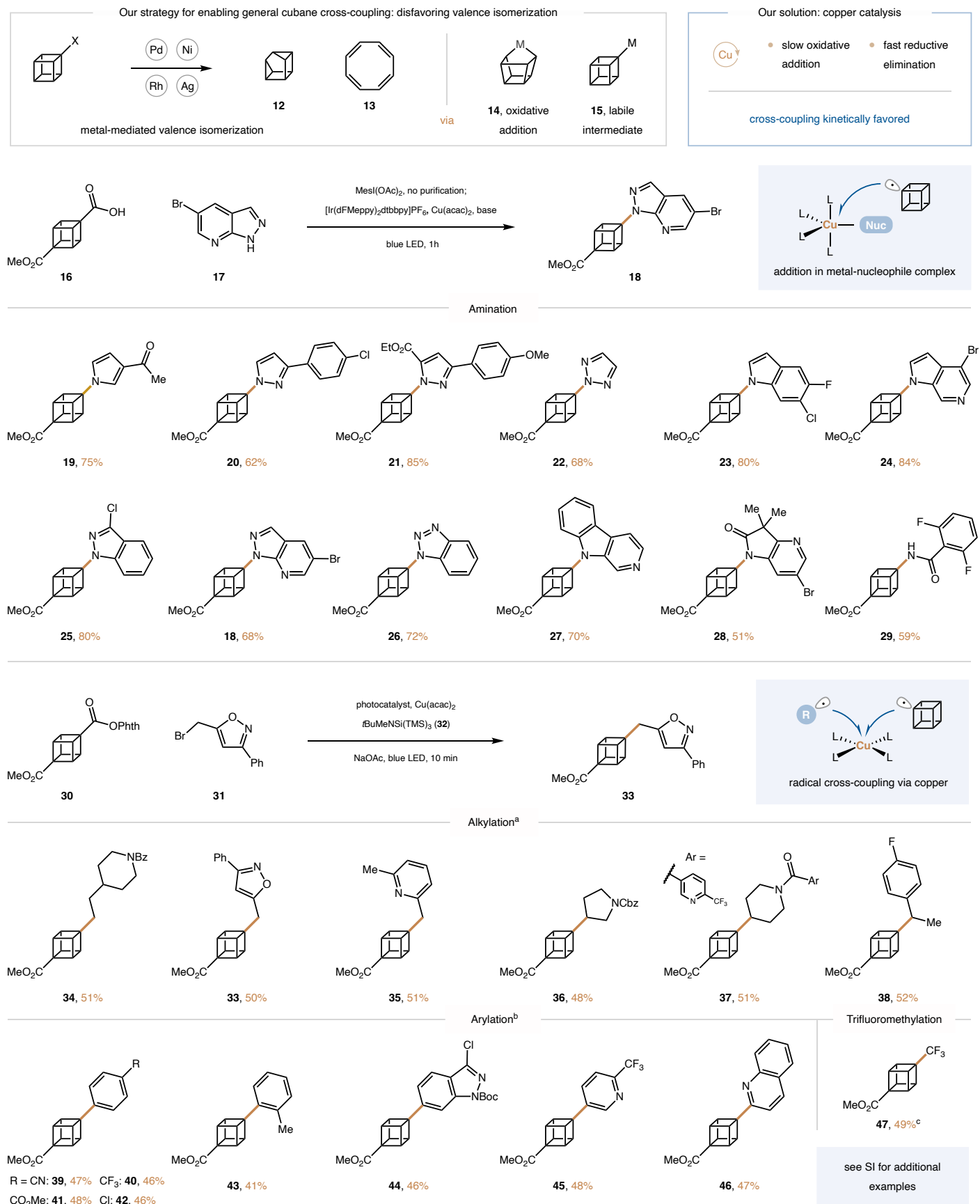


Figure 3 | Copper-mediated cross-coupling of cubane. Isolated yields. ^aPhotocatalyst: 4-CzIPN. ^bTetrachlorophthalimidyl used instead of Phth. Photocatalyst: [Ru(4,4'-dClbpy)₃](PF₆)₂ for aryl bromides and [Ir(dFCF₃ppy)₂(4,4'-d(CF₃)bpy)]PF₆ for heteroaryl bromides. ^c¹⁹F NMR yield vs 1,4-difluorobenzene. Me, methyl; Mes, 2,3,5-trimethylphenyl; Ac, acetyl; dFMebpy, 2-(2,4-difluorophenyl)-5-methylpyridine; dtbbpy, 4,4'-*di*-*tert*-butyl-2,2'-bipyridine; acac, acetylacetonate; LED, light-emitting diode; Nuc, nucleophile *t*Bu, *tert*-butyl; TMS: trimethylsilyl; Bz, benzoyl; Ph, phenyl, Phth, phthalimidyl; Cbz, carbobenzyloxy; Boc, *tert*-butylcarboxyl; SI, supplementary information; 4-CzIPN, 2,2',4,4'-tetrakis(9H-carbazol-9-yl)isophthalonitrile.

cubane 1,2-diester **11** was obtained in 21% isolated yield over 4 steps from commercially available cubane **8**.

Copper-mediated amination of cubanes

With facile routes to the cubane diesters in hand, we set out to develop a general and modular cross-coupling platform en route to a wide array of functionalized cubane isomers. We intended to utilize the carboxylic acid handles introduced by the cubane-forming Favorskii reaction for metallaphotoredox-mediated decarboxylative cross-coupling^{41,42}. Crucially, the metal must be compatible with the highly strained cubane framework. Typical cross-coupling catalysts, such as nickel and palladium complexes, are known to facilitate cubane decomposition by strain-releasing valence bond isomerization to generate products such as cuneane (**12**) and cyclooctatetraene (**13**)^{26,29–31}. Several decomposition pathways have been proposed, including oxidative insertion into the cubane framework (to **14**, Fig. 3)³⁰ and decomposition of metal-cubane complexes (**15**)³¹. We realized that both of these undesirable pathways would be suppressed under a copper catalytic manifold since copper is known to undergo slow oxidative addition and rapid reductive elimination⁴³. The former property should prevent it from decomposing cubane via oxidative insertion while the latter should ensure that reductive elimination outcompetes valence isomerization.

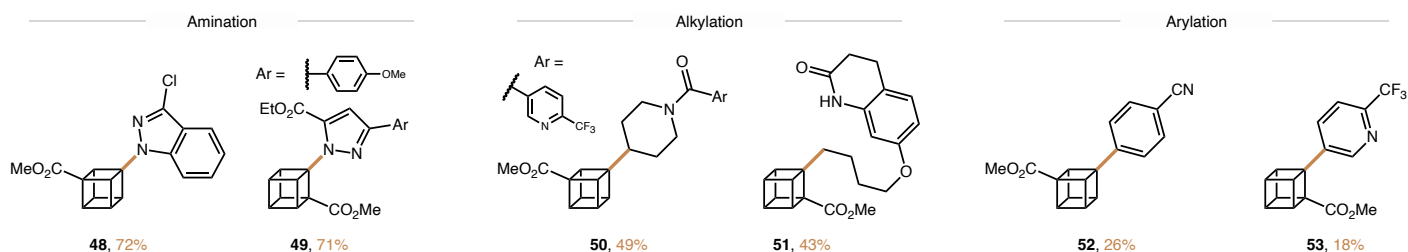
Given the importance of C–N cross-coupling reactions in pharmaceutical research^{44,45}, we tested our hypothesis by adopting

our laboratory's protocol for the decarboxylative amination of alkyl carboxylic acids⁴⁶ to cubane functionalization starting from commercially available 1,4-disubstituted cubane **16** (Fig. 3). To our delight, an optimized procedure enabled C(sp³)–N Bond formation for a wide range of products in good yields. The scope included heteroaromatic amines (**18–27**) as well as amide functionalities (**28, 29**). Multifunctional substrates such as triazole and benzotriazole were alkylated with complete regioselectivity (**22, 26**). Many functional groups including ketones (**19**), aryl halides (e.g., **24**), esters (**18–29**), and ethers (**21**) were tolerated, thus enabling orthogonal functionalization of the products. This method is therefore a direct, convenient, and general alternative to the Curtius rearrangement⁴⁷ for the synthesis of aminated cubanes. Such motifs are desirable since they can act as bioisosteres of anilines, which are structural alerts for drug discovery due to their tendency for oxidative arene metabolism leading to adverse idiosyncratic drug reactions^{48,49}.

C–C cross coupling of cubanes

We next aimed to develop C–C cross-coupling reactions of cubanes. Given that no general copper-mediated alkylation or arylation reactions of alkyl radicals were known prior to this study, we sought to design a new, unified mechanistic platform for coupling with both C(sp³)- and C(sp²)-fragments. Building on previous work by our group^{43,50}, we planned to utilize silyl radical-mediated halide abstraction from the broadly available alkyl and

a Cross-coupling of new cubane isomers



b Synthesis of pharmaceutical analogs

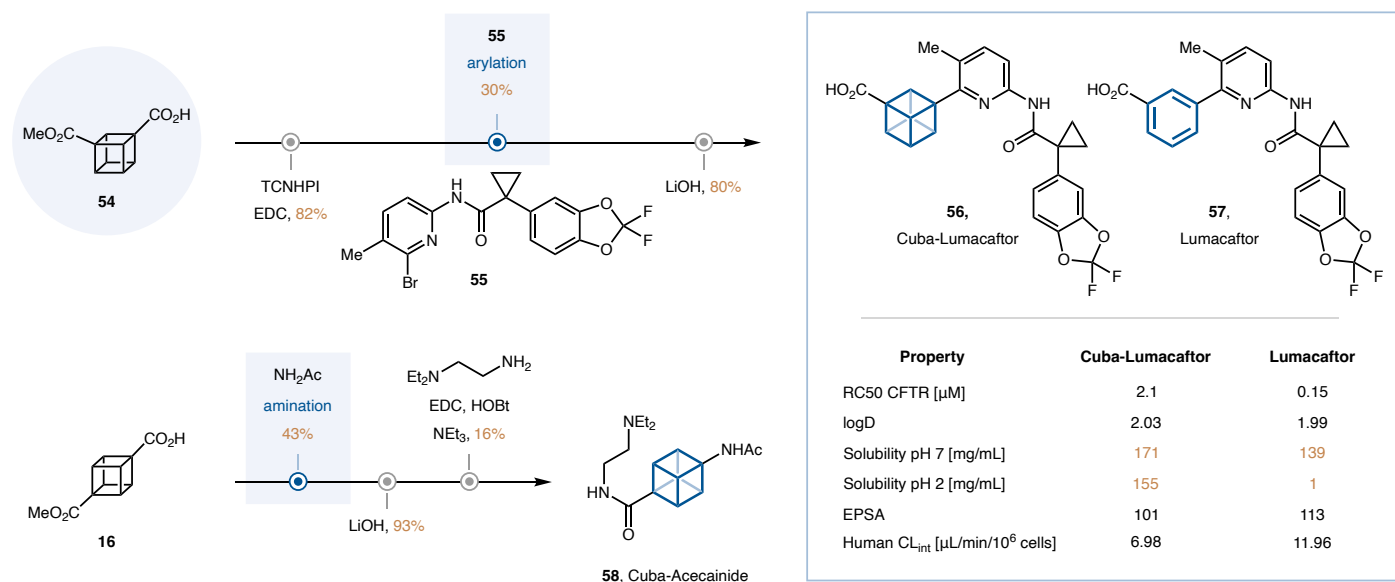


Figure 4 | Applications. **a**, Cross-couplings of 1,3- and 1,2-cubane isomers. **b**, Synthesis of cubane-containing analogues of drug candidates via the newly developed protocols. See supplementary information for experimental details. Me, methyl; Ac, acetyl; EDC, 1-ethyl-3-(3-dimethylaminopropyl) carbodiimide hydrochloride; HOBt, hydroxybenzotriazole; Et, ethyl; TCNHPI, tetrachloro *N*-hydroxyphthalimide; RC50, half-maximal rescue concentration; CFTR, cystic fibrosis transmembrane conductance regulator; CL_{int}, in vitro intrinsic clearance.

aryl bromides to generate alkyl and aryl radicals. We sought to pair this oxidative activation mode with a reductively generated cubyl radical derived from a redox-active ester (**30**). Both radicals could then undergo radical cross-coupling via copper catalysis (see SI for a detailed design plan). To prevent decomposition of the electrophilic redox-active ester, we developed a new, non-nucleophilic tertiary aminosilane (**32**, see SI for details). Under the optimized conditions, primary, secondary, and benzylic alkyl bromides were coupled with the tertiary cubane in good yields (Fig. 3, **33–38**). Moreover, many functional groups, including the metal-sensitive isoxazole-moiety (**33**), were tolerated, demonstrating the mildness of the reaction. Under slightly modified conditions, aryl and heteroaryl bromides were also coupled with cubane (**39–46**) and synthetically useful functional groups such as cyanides (**39**) and aryl chlorides (**42**, **44**) were preserved. Of note is the tolerance of an *ortho*-substituent in the coupling with the sterically hindered, tertiary cubyl radical (**43**). Finally, given the prevalence of trifluoromethylated benzenes in drug candidates, we were interested in developing a trifluoromethylation of cubanes. Building on our prior research on debrominative C(sp²)-CF₃ cross coupling⁴³, we paired oxidative decarboxylation of cubane **16** with reductive trifluoromethyl radical generation. We were pleased to find that this challenging tertiary C(sp³)-CF₃ cross-coupling proceeded in good yield (to **47**). We have thus achieved a general platform for the amination, arylation, alkylation, and trifluoromethylation of cubanes.

Cross coupling of new cubane isomers

We proceeded to explore the cross-coupling of the newly synthesized 1,3- and 1,2- disubstituted cubane isomers (see SI for the synthesis of the free acids and redox-active esters). Both cubane isomers underwent amination and alkylation in yields comparable to the 1,4-isomers (Fig. 4a, **48–51**). The arylation reactions proceeded in lower, yet still synthetically useful yields (**52**, **53**).

Synthesis of pharmaceutical analogs

Finally, we demonstrated that our streamlined synthetic routes and cross-coupling protocols enable the rapid synthesis of cubane analogs of benzene containing drugs (Fig. 4b, **56**, **58**). Cuba-Lumacaftor (**56**) was synthesized starting from our new, mono-hydrolyzed 1,3-disubstituted cubane precursor **54**, with our new copper-mediated arylation reaction with a complex aryl bromide as the key step. Cuba-Acecaïnide (**58**) was synthesized from 1,4-monoacid **16** using our copper-catalyzed cubane amination. Biological studies were conducted for the cubane-containing drug analogs **56** and **58**, and both compounds were found to be metabolically stable (in vitro intrinsic clearance (CL_{int}) <7 μL/min/10⁶ cells, see SI for details). Furthermore, Cuba-Lumacaftor (**56**) still showed high activity (see half-maximal rescue concentration (RC₅₀)) despite the structural change near a binding moiety of the original, optimized drug (**57**). Interestingly, the Cuba-Lumacaftor (**58**) has an improved solubility compared to the parent benzene-containing drug at all measured pH values. This pH-independent high solubility would allow for improved compound absorption throughout the gastrointestinal tract. Moreover, bioisosteric replacement of the benzene ring with a cubane showed increased metabolic stability (CL_{int} = 6.98 μL/min/10⁶ cells) compared to the parent benzene-containing drug (CL_{int} = 11.96 μL/min/10⁶ cells) thus further demonstrating the positive influence of bioisosteric replacement on the physicochemical and pharmacokinetic properties.

Conclusions

In conclusion, we disclose laboratory-scale syntheses of sought-after 1,3- and 1,2-disubstituted cubanes. Furthermore, we demonstrate general copper photoredox-catalyzed decarboxylative amination, arylation, alkylation, and trifluoromethylation reactions of cubanes. In the process, we developed a practical means to access the highly reactive cyclobutadiene in situ and a copper-mediated alkyl radical cross-coupling manifold. Altogether, we expect that this work will expedite the use of cubanes as bioisosteres of *ortho*-, *meta*-, and *para*-substituted benzenes in drug design. Moreover, we anticipate that our strategy of accessing cyclobutadiene by mild oxidation of a readily accessible dihydropyridazine and the new cross-coupling manifold will find further application in synthetic organic chemistry.

References

- Subbaiah, M. A. M. & Meanwell, N. A. Bioisosteres of the Phenyl Ring: Recent Strategic Applications in Lead Optimization and Drug Design. *J. Med. Chem.* **64**, 14046–14128 (2021).
- Mykhailiuk, P. K. Saturated bioisosteres of benzene: where to go next? *Org. Biomol. Chem.* **17**, 2839–2849 (2019).
- Lovering, F., Bikker, J., Humblet, C. Escape from Flatland: Increasing Saturation as an Approach to Improving Clinical Success. *J. Med. Chem.* **52**, 6752–6756 (2009).
- Feng, Y., Liu, L., Wang, J.-T., Zhao, S.-W. & Guo, Q.-X. Homolytic C–H and N–H Bond Dissociation Energies of Strained Organic Compounds. *J. Org. Chem.* **69**, 3129–3138 (2004).
- Stepan, A. F. et al. Application of the Bicyclo[1.1.1]pentane Motif as a Nonclassical Phenyl Ring Bioisostere in the Design of a Potent and Orally Active γ-Secretase Inhibitor. *J. Med. Chem.* **55**, 3414–3424 (2012).
- Gianatassio, R. et al. Strain-release amination. *Science* **351**, 241–246 (2016).
- Zhang, X. et al. Copper-mediated synthesis of drug-like bicyclopentanes. *Nature* **580**, 220–226 (2020).
- The number of patents was determined by a scifinder search conducted on January 12 2023 at 1 pm CET. All patents with at least one spectroscopically characterized drug candidate were counted. See SI for details.
- Eaton, P. E. Cubanes: Starting Materials for the Chemistry of the 1990s and the New Century. *Angew. Chem. Int. Ed.* **31**, 1421–1436 (1992).
- Reekie, T. A., Williams, C. M., Rendina, L. M. & Kassiou, M. Cubanes in Medicinal Chemistry. *J. Med. Chem.* **62**, 1078–1095 (2019).
- Levterov, V. V., Panasyuk, Y., Pivnytska, V. O. & Mykhailiuk, P. K. Water-Soluble Non-Classical Benzene Mimetics. *Angew. Chem. Int. Ed.* **59**, 7161–7167 (2020).
- Denisenko, A., Garbuz, P., Shishkina, S. V., Voloshchuk, N. M. & Mykhailiuk, P. K. Saturated Bioisosteres of ortho-Substituted Benzenes. *Angew. Chem. Int. Ed.* **59**, 20515–20521 (2020).
- Zhao, J.-X. et al. 1,2-Difunctionalized bicyclo[1.1.1]pentanes: Long-sought-after mimetics for ortho/meta-substituted arenes. *Proc. Natl. Acad. Sci. U. S. A.* **118**, No. e2108881118. (2021).
- Epplin, R. C. et al. [2]-Ladderanes as isosteres for meta-substituted aromatic rings and rigidified cyclohexanes. *Nat. Commun.* **13**, No. 6056 (2022).
- Iida, T. et al., Practical and Facile Access to Bicyclo[3.1.1]heptanes: Potent Bioisosteres of meta-Substituted Benzenes. *J. Am. Chem. Soc.* **144**, 21848–21852 (2022).
- Kleinmans, R. et al. Intermolecular [2π+2σ]-photocycloaddition enabled by triplet energy transfer. *Nature* **605**, 477–482 (2022).
- Frank, N. et al. Synthesis of meta-substituted arene bioisosteres from [3.1.1]propellane. *Nature* **611**, 721–726 (2022).
- Rigotti, T. & Bach, T. Bicyclo[2.1.1]hexanes by Visible Light-Driven Intramolecular Crossed [2 + 2] Photocycloadditions. *Org. Lett.* **24**, 8821–8825 (2022).
- Eaton, P. E. & Cole, T. W. Cubane. *J. Am. Chem. Soc.* **86**, 3157–3158 (1964).
- Falkiner, M. J., Littler, S. W., McRae, K. J., Savage, G. P. & Tsanaktsidis, J. Pilot-Scale Production of Dimethyl 1,4-Cubanedecarboxylate. *Org. Process Res. Dev.* **17**, 1503–1509 (2013).
- Biegasiewicz, K. F., Griffiths, J. R., Savage, G. P., Tsanaktsidis, J., Priefer, R. Cubane: 50 Years Later. *Chem. Rev.* **115**, 6719–6745 (2015).
- Kassiou, M., Coster, M. & Gunosewoyo, H. Polycyclic molecular compounds (2008).
- Wlochal, J., Davies, R. D. M., Burton, J. Cubanes in Medicinal Chemistry: Synthesis of Functionalized Building Blocks. *Org. Lett.* **16**, 4094–4097 (2014).
- Chalmers, B. A. et al. Validating Eaton's Hypothesis: Cubane as a Benzene Bioisostere. *Angew. Chem. Int. Ed.* **55**, 3580–3585 (2016).
- Houston, S. D. et al. The cubane paradigm in bioactive molecule discovery: further scope, limitations and the cyclooctatetraene complement. *Org. Biomol. Chem.* **17**, 6790–6798 (2019).
- Toriyama, F. et al. Redox-Active Esters in Fe-Catalyzed C–C Coupling. *J. Am. Chem. Soc.* **138**, 11132–11135 (2016).
- Bernhard, S. S. R. et al. Cubane Cross-Coupling and Cubane–Porphyrin Arrays. *Chem. Eur. J.* **24**, 1026–1030 (2018).

28. Okude, R., Mori, G., Yagi, A. & Itami, K. Programmable synthesis of multiply arylated cubanes through C–H metalation and arylation. *Chem. Sci.* 11, 7672–7675 (2020).
29. Cassar, L. Eaton, P. E. & Halpern, J. Silver(I)- and Palladium(II)-Catalyzed Isomerizations of Cubane. Synthesis and Characterization of Cuneane. *J. Am. Chem. Soc.* 92, 6366–6368 (1970).
30. Cassar, L., Eaton, P. E. & Halpern, J. Catalysis of Symmetry-Restricted Reactions by Transition Metal Compounds. The Valence Isomerization of Cubane. *J. Am. Chem. Soc.* 92, 3515–3518 (1970).
31. Plunkett, S., Flanagan, K. J., Twamley, B. & Senge, M. O. Highly Strained Tertiary sp³ Scaffolds: Synthesis of Functionalized Cubanes and Exploration of Their Reactivity under Pd(II) Catalysis. *Organometallics* 34, 1408–1414 (2015).
32. Barborak, J. C., Watts, L. & Pettit, R. A Convenient Synthesis of the Cubane System. *J. Am. Chem. Soc.* 88, 1328–1329 (1966).
33. Brewer, C. R., Sheehan, N. C., Herrera, J., Walker, A. V. & McElwee-White, L. Photochemistry of (η⁴-diene)Ru(CO)₃ Complexes as Precursor Candidates for Photoassisted Chemical Vapor Deposition. *Organometallics* 41, 761–775 (2022).
34. Pettit, R. & Henery, J. Cyclobutadieneiron Tricarbonyl. *Org. Synth.* 50, 57–59 (1970).
35. Masamune, S., Nakamura, N. & Sapidaro, J. 1,2-Bis(β-tosylethoxycarbonyl)diazene. Its Application to the 2,3-Diazabicyclo[2.2.0]hexene System. *J. Am. Chem. Soc.* 97, 918–919 (1975).
36. Britten, T. K., Akien, G. R., Kemmitt, P. D., Halcovitch, N. R. & Coote, S. C. An efficient preparation of 1,2-dihydropyridazines through a Diels-Alder/palladium-catalysed elimination sequence. *Tetrahedron Lett.* 60, 1498–1500 (2019).
37. Altman, L. J., Semmelhack, M. F., Hornby, R. B., Vederas, J. C. Photochemical Isomerisation of Dimethyl 1,2-dihydropyridazine-1,2-dicarboxylate. *Chem. Commun.* 1968, 686–687 (1968).
38. Britten, T. K., Kemmitt, P. D., Halcovitch, N. R. & Coote, S. C. 4-π Photocyclization of 1,2-Dihydropyridazines: An Approach to Bicyclic 1,2-Diazetidines with Rich Synthetic Potential. *Org. Lett.* 21, 9232–9235 (2019).
39. Bashir-Hashemi, A. Photochemical Carboxylation of Cubanes. *Angew. Chem. Int. Ed.* 32, 612–613 (1993).
40. Collin, D. E., Kovacic, K., Light, M. E. & Linclau, B. Synthesis of Ortho-Functionalized 1,4-Cubanedicarboxylate Derivatives through Photochemical Chlorocarbonylation. *Org. Lett.* 23, 5164–5169 (2021).
41. Chan, A. Y. et al. Metallaphotoredox: The Merger of Photoredox and Transition Metal Catalysis. *Chem. Rev.* 122, 1485–1542 (2022).
42. Rodriguez, N. & Goossen, L. J. Decarboxylative coupling reactions: a modern strategy for C–C-bond formation. *Chem. Soc. Rev.* 40, 5030–5048 (2011).
43. Le, C., Chen, T. Q., Liang, T., Zhang, P. & MacMillan, D. W. C. A radical approach to the copper oxidative addition problem: Trifluoromethylation of bromoarenes. *Science* 360, 1010–1014 (2018).
44. Ruiz-Castillo, P. & Buchwald, S. L. Applications of Palladium-Catalyzed C–N Cross-Coupling Reactions. *Chem. Rev.* 116, 12564–12649 (2016).
45. Hartwig, J. F. Evolution of a Fourth Generation Catalyst for the Amination and Thioetherification of Aryl Halides. *Acc. Chem. Res.* 41, 1534–1544 (2008).
46. Liang, Y., Zhang, X. & MacMillan, D. W. C. Decarboxylative sp³ C–N coupling via dual copper and photoredox catalysis. *Nature* 559, 83–88 (2018).
47. Zhao, W., Wurz, R. P.; Peters, J. C. & Fu, G. C. Photoinduced, Copper-Catalyzed Decarboxylative C–N Coupling to Generate Protected Amines: An Alternative to the Curtius Rearrangement. *J. Am. Chem. Soc.* 139, 12153–12156 (2017).
48. Sodano, T. M., Combee, L. A. & Stephenson, C. R. J. Recent Advances and Outlook for the Isosteric Replacement of Anilines. *ACS Med. Chem. Lett.* 11, 1785–1788 (2020).
49. Sklyarova, A. S., Rodionov V. N., Parsons C. G., Quack G., Schreiner P. R., Fokin A. A. Preparation and testing of homocubyl amines as therapeutic NMDA receptor antagonists. *Med Chem Res* 22, 360–366 (2013).
50. Sakai, H. A., Liu, W., Le, C. & MacMillan, D. W. C. Cross-Electrophile Coupling of Unactivated Alkyl Chlorides. *J. Am. Chem. Soc.* 142, 11691–11697 (2020).

Acknowledgements

We thank Z. Dong, P. Sarver, Y. Liang, C. Oswood, and M. Heilmann for helpful discussions, I Pelcer and K. Conover for assistance with NMR spectroscopy, and R. Lambert for assistance with the preparation of this manuscript. The research was supported by the NIH National Institute of General Medical Sciences (NIGMS), the NIH (R35GM134897-03), the Princeton Catalysis Initiative, and kind gifts from Merck, Bristol-Myers Squibb (BMS), Celgene, Genentech, Janssen Research and Development LLC, and Pfizer. M.P.W. was supported by the Deutsche Akademie der Naturforscher Leopoldina (LPDS 2018-16). F.B. was funded by the German Research Foundation (DFG) – 421436809, and J.D. was supported by an SNSF Early Postdoc.Mobility fellowship.

Competing interests D.W.C.M. declares a competing financial interest with respect to the Integrated Photoreactor. The remaining authors declare no competing interests.