

Structural Evidence for Aromatic Heterocycle N–O Bond Activation via Oxidative Addition

Michael K. Bogdos,[‡] Patrick Müller,[‡] Bill Morandi*[‡]

ABSTRACT: Many methods report the scission of the N–O bonds of aromatic heterocycles and their subsequent functionalization. Oxidative addition is one of the presumed pathways through which aromatic N–O bond activation with transition metals is achieved. We report the first well-defined pathway of (benz)isoxazole’s aromatic N–O bond activation through oxidative addition. We also provide control experiments which show that aromatic N–O bonds may be broken by strong inorganic reductants. These results highlight that N–O bonds are susceptible to both reduction and oxidative addition, which has important implications for catalysis. Exploring the reactivity of one of these complexes towards a series of electrophiles led to the discovery of a Staudinger-type β -lactam synthesis upon reaction with a ketene. Finally, we demonstrate that choice of different metal/ligand combinations allows for selective oxidative addition into either C–I bonds or N–O bonds in the presence of the other.

INTRODUCTION

Medicinal chemistry routinely employs heterocyclic scaffolds, which are found in a large number of marketed pharmaceuticals.¹ Isoxazoles and related heterocycles containing N–X (X = N, O, S) bonds are widely utilized,^{1–7} rendering cross-coupling of substrates bearing these scaffolds a particularly important transformation.^{3,8–10} There are many examples of reactions in which the N–O bond of isoxazoles, benzisoxazoles or anthranils is functionalized, either under thermal,^{11,12} Bronsted basic,^{13–15} Lewis acidic¹⁶ or transition-metal catalyzed conditions.^{17–19} Isoxazoles are also known to decompose under basic conditions, for example in the Kemp elimination¹⁸ or the Boulton-Katritzky rearrangement.^{13,14,20} These transformations provide information on possible decomposition pathways during attempted cross-coupling.

Regarding the activation of the N–O bond of isoxazoles and benzisoxazoles (collectively referred to as (benz)isoxazoles) by oxidative addition to a transition metal, no unambiguous examples have been reported. Ahneman *et al.* reported an example of N–O oxidative addition to an aromatic ring using Pd(0), based on NMR data (Fig. 1a). They used this observation to provide a mechanistic explanation of the observed inhibitory effect of some isoxazoles on the cross-coupling under study.²¹ In a later publication, the authors clarified that it was unclear whether the product arising from the Kemp elimination or the isoxazoles themselves were responsible, as performing the experiment using the rearrangement product also causes reaction inhibition.²² Two examples of aromatic N–O bond activation characterized by single crystal X-ray diffraction (scXRD) exist, with Rh²³ and Pd²⁴ respectively. Wu *et al.* employ Pd and during their reaction, N–O bond lysis, Pd precatalyst (PdCl₂) reduction, C–I bond oxidative addition and migratory insertion into norbornene all presumably occur (Fig. 1b). In the report by Yu *et al.* using Rh(III), N–O scission is accompanied by a C–N bond formation with the ligand (Fig. 1c). It is not clear whether reductive elimination or oxidative addition occurs first.

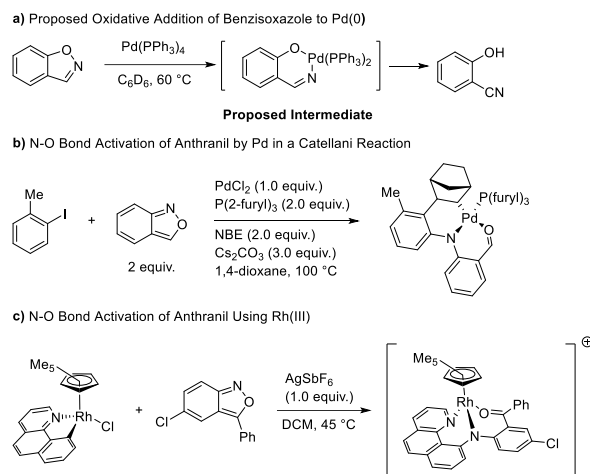


Figure 1. Precedent in the transition metal-catalysed aromatic N–O bond activation. **a)** Proposed oxidative addition of Pd(PPh₃)₄ to 1,2-benzisoxazole by Ahneman *et al.* supported by spectroscopic evidence. **b)** Oxidative addition of Pd to anthranil and C–N bond formation in a cascade Catellani reaction by Wu *et al.* supported by scXRD. **c)** Oxidative addition of Rh to anthranil and C–N bond formation to the cyclometallated ligand by Yu *et al.* supported by scXRD.

Given our longstanding interest in the reactivity of N–O bonds towards transition metal catalysts,^{25–28} as well as the lack of reports unambiguously reporting oxidative addition into N–O bonds of aromatic heterocycles, we were interested in investigating the reactivity of (benz)isoxazoles towards late-transition metals. We focused on Ni in particular, a metal commonly used in numerous catalytic cross-coupling reactions.^{29,30} In this work, we provide evidence for the oxidative addition of Ni(0) to (benz)isoxazole N–O bonds. We go on to explore the reactivity of the resulting complexes with electrophiles and provide an example of chemoselective oxidative addition to either C–I or N–O bonds using different combinations of metal/ligand.

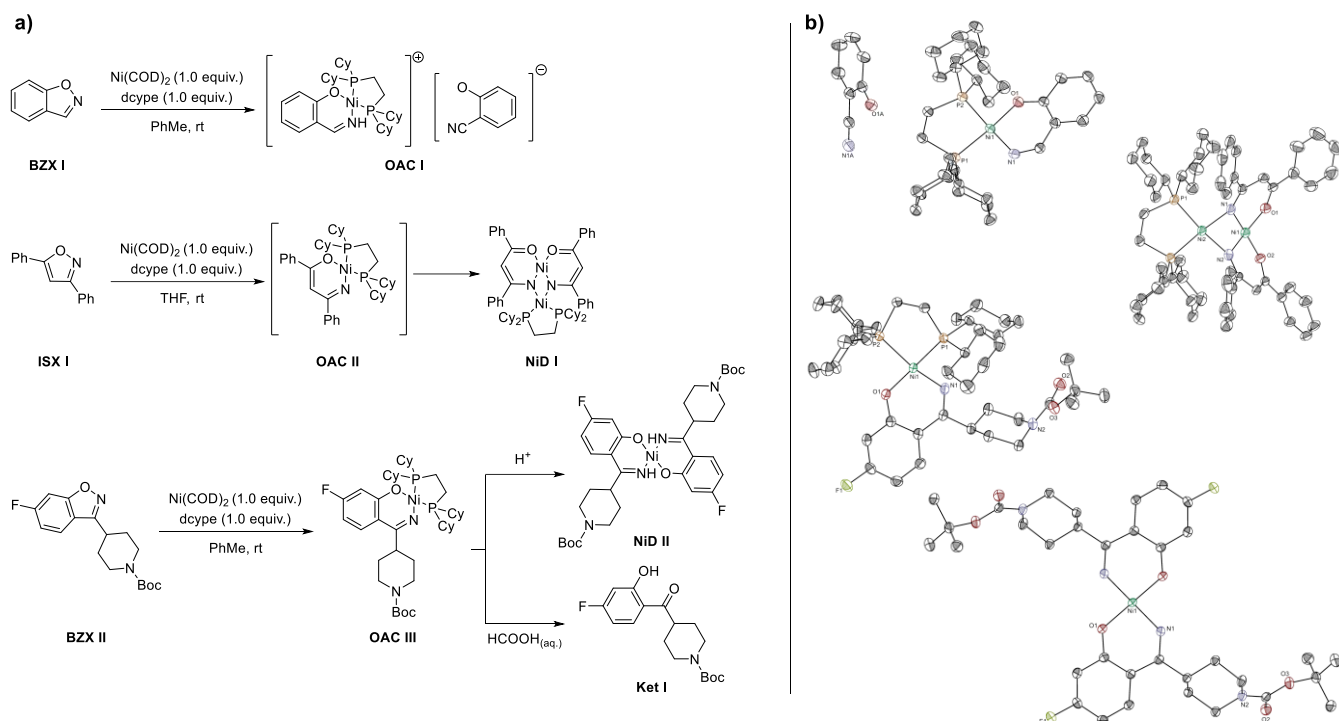


Figure 2. a) Reactivity of (dcype)Ni(0) with 1,2-benzisoxazole (**BZX I**), 3,5-diphenylisoxazole (**ISX I**) and *tert*-butyl 4-(6-fluorobenzo[d]isoxazol-3-yl)piperidine-1-carboxylate (**BZX II**), leading to the formation of the corresponding oxidative addition complexes **OAC I**, **OAC II** (transiently) and **OAC III**. **OAC II** leads to the Ni(II) bimetallic complex **NiD I** and **OAC III** is converted to **NiD II** if acidic impurities are present. b) Structures of **OAC I**, **NiD I**, **OAC III** and **NiD II** determined using scXRD. Ellipsoids are shown at 50% probability and hydrogen atoms are omitted for clarity. The structure of **Ket I** has also been determined and is presented in the Supporting Information (Section S5).

RESULTS AND DISCUSSION

Reaction of Ni(0) Complexes with Aromatic N–O Bonds

There have been reports of - presumably - low valent Ni complexes activating aromatic N–O bonds.³¹ To initiate our studies, we chose the combination of bis(1,5-cyclooctadiene)nickel(0) (Ni(COD)₂) and 1,2-bis(dicyclohexylphosphino)ethane (dcype), which we have used in the past to activate challenging bonds such as C–S and C–CN bonds.^{32–36} Mixing 1,2-benzisoxazole (**BZX I**) with Ni(0)/dcype (Fig. 2a) resulted in a doublet in ³¹P{¹H} NMR and immediate formation of orange crystals. When analyzed using scXRD, they revealed the structure of a cationic complex resulting from N–O oxidative addition and protonation of the Ni(II)-imidate (**OAC I**), with a phenolate (resulting from Kemp rearrangement of **BZX I**) as the counterion (Fig. 2b).

Due to the propensity of **BZX I** to rearrange, the product arising directly from oxidative addition was not isolated. To remedy this, we opted for an alternative substrate. We chose 3,5-diphenylisoxazole (**ISX I**) due to its simplicity and C3 substitution, which should prevent rearrangement to the phenolate. A dinickel (II) complex was isolated (**NiD I**) from the reaction of **ISX I** with Ni(0)/dcype, which was characterized using scXRD (Fig. 2b). We surmise that **NiD I** arises from the disproportionation of the corresponding oxidative addition complex **OAC II**.

Re-evaluating our approach, we identified *tert*-butyl 4-(6-fluorobenzo[d]isoxazol-3-yl)piperidine-1-carboxylate (**BZX II**), a larger analogue which we speculated would slow disproportionation to the dinickel species. We hypothesized that the C3 substituent would prevent Kemp elimination. Moreover,

the precursor amine salt 4-(6-fluorobenzo[d]isoxazol-3-yl)piperidin-1-ium chloride is commercially available, which allows easy preparation of **BZX II**. Furthermore, it is a sub-structure present in several pharmaceuticals,^{37,38} making it a representative example of medically relevant compounds.

When reacted with Ni(0)/dcype, **BZX II** also showed a characteristic pair of doublets in ³¹P{¹H} NMR; crystallization led to the isolation of crystals of the coveted N–O oxidative addition complex (**OAC III**) (Fig. 2b). A mononuclear Ni(II) bearing two substrate molecules (**NiD II**) is formed by protonation of the Ni(II)-imidate as a side-product, only in the presence of small amount of unprotected **BZX II** (see Supporting Information Section S2.2.3 for more details). **NiD II** was also characterized by scXRD (Fig. 2b). Isolation of **OAC III** and subsequent acidic hydrolysis afforded the corresponding ketone (**Ket I**), which we also characterized by scXRD (see Supporting Information Section S5). We consider this to be the first example of an unambiguously characterized oxidative addition to an aromatic N–O bond. Our characterization data include multinuclear solution state NMR (¹H, ¹³C{¹H}, ¹⁹F{¹H}, ³¹P{¹H}), HRMS and scXRD. We could not carry out comparisons of bond lengths or angles of these complexes, as we could not identify any analogous M(II) (M = Ni, Pd, Pt) complexes bearing either dcype and any X-type N and O ligands or imine/phenolate ligands with any neutral phosphines.

Reactivity of the Ni(II) Complexes with Electrophiles We probed the reactivity of the oxidative addition complex **OAC III** with various electrophiles (see Supporting Information Section S4). Diphenylketene, which we selected envisioning a sequence of nucleophilic addition and C–X (X = N or O) re-

ductive elimination, instead gave a Ni(II) lactamate (**NiLac I**) which was characterized using scXRD (Fig. 3). We propose that **NiLac I** is the result of a formal [2+2] cycloaddition between the Ni(II)-iminate and the ketene in a Staudinger-type β -lactam synthesis. These types of transformations are known employing Rh^{39,40} and Pd^{41,42}, however to the best of our knowledge, no example involving Ni has been reported. We believe that this transformation follows the generally accepted stepwise mechanism⁴³ of the Staudinger β -lactam reaction. We propose that the Ni(II) center plays a dual role in this transformation. First, it aids nucleophilic attack by placing a larger negative charge on the iminate N compared to imines usually employed in the traditional Staudinger synthesis (*N*-sulfonyl, *N*-alkyl or *N*-aryl).^{44–46} Secondly, we believe that it acts as a Lewis acid activating the imine towards nucleophilic addition with the formed enolate, resulting in **NiLac I**.

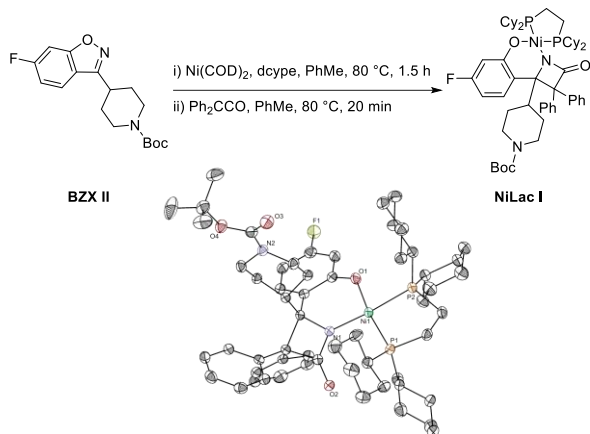


Figure 3. Reactivity of **OAC III** and Ni(0)/dcybe with diphenylketene and structure of the product **NiLac I** determined by scXRD. Ellipsoids are shown at 50% probability and hydrogen atoms are omitted for clarity.

Oxidative Addition Selectivity Having established the oxidative addition of Ni(0) to N–O bonds, we must contend with the fact that despite this, cross-coupling of (benz)isoxazoles is still possible.^{3,8–10} To elucidate this, we investigated the competition between C(sp²)-I and (benz)isoxazole N–O oxidative addition. To this end, we iodinated **BZX II**, obtaining *tert*-butyl 4-(6-fluoro-7-iodobenzo[d]isoxazol-3-yl)piperidine-1-carboxylate (**BZX III**). Reacting **BZX III** with Ni(0)/dcybe results in N–O bond activation, yielding the corresponding Ni(II) oxidative addition complex **OAC IV**, similar to the reaction of **BZX II** (Fig. 4). However, when **BZX III** is reacted with Pd(0)/dppf instead, oxidative addition to the C–I bond occurs at room temperature, affording the Pd(II) complex **OAC V** (Fig. 4). Both **OAC IV** and **OAC V** have been characterized by multinuclear solution-state NMR and scXRD. We selected the Pd(0)/dppf system as it is a very common metal/ligand combination for cross coupling in the presence of heterocycles (a SciFinder search for arylation of any benzofused heterocycles bearing a C5 halide returns Pd(0)/PPh₃ and Pd(0)/dppf as the most common metal/ligand combinations). The observed chemoselectivity helps explain why (benz)isoxazoles do not always interfere in the commonly employed palladium-catalyzed cross-couplings, as it is possible to selectively activate aryl halides in the presence of heterocycles which contain N–O bonds.

Other Metal Complexes and Reducing Agents To provide additional information on the reactivity of the N–O bond of (benz)isoxazoles towards low-valent metals, we conducted a

brief screen of common metal/ligand combinations on **BZX II**, monitoring the formation of **Ket I** by ¹⁹F{¹H} NMR after hydrolysis with weak acid. The full results are presented in the Supplementary Information (Section S3.2). In short, we have shown that sufficiently strong reductants (KC₈) can break the aromatic N–O bond, whereas milder reductants such as Mn(0) or Zn(0) cannot. This indicates that both oxidative addition and direct electron transfer from reductants can cause the N–O bond to be broken. This also suggests that (benz)isoxazoles may be amenable to cross-electrophile coupling,^{29,47} despite the fact that they are not frequently used in such transformations.

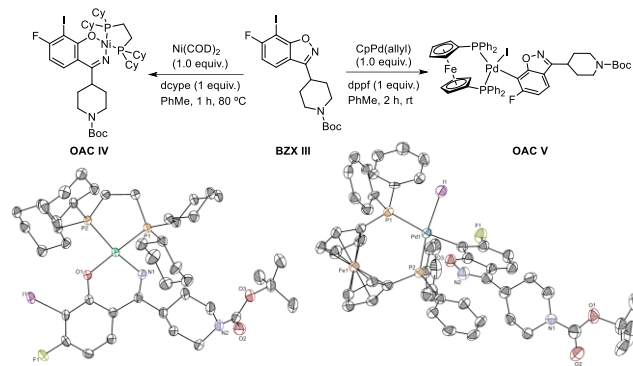


Figure 4. Activation of either an aromatic N–O bond or a C–I bond of **BZX III** yielding **OAC IV** or **OAC V** respectively, along with the corresponding structures determined using scXRD. Ellipsoids are shown at 50% probability and hydrogen atoms are omitted for clarity.

CONCLUSION

In conclusion, we have provided spectroscopic and crystallographic evidence that Ni(0)/dcybe can perform oxidative addition into the aromatic N–O bond of (benz)isoxazoles. We have also investigated the reactivity of the resulting Ni(II) complexes with electrophiles and reported a Ni(II)-promoted Staudinger β -lactam synthesis. We showed that oxidative addition to N–O and C–I bonds can be performed orthogonally by employing different combinations of metal and ligand. We posit that this is a plausible explanation for the fact that palladium-catalyzed cross-coupling in the presence of (benz)isoxazoles is sometimes possible.

EXPERIMENTAL SECTION

Full details regarding the synthesis and characterization of the reported complexes can be found in the Supporting Information, including copies of spectra, along with a link to the Zenodo repository containing files of the processed spectra.

Synthesis of oxidative addition complex of BZX II (OAC III). *tert*-butyl 4-(6-fluorobenzo[d]isoxazol-3-yl)piperidine-1-carboxylate (161 mg, 1.00 equiv., 503 μ mol) was added to a solution of Ni(COD)₂ (138 mg, 1.00 equiv., 502 μ mol) and 1,2-bis(dicyclohexylphosphanyl)ethane (215 mg, 1.02 equiv., 510 μ mol) in toluene (5.0 mL). The red-orange solution was heated at 80 °C for 1.5 h. After the reaction mixture was cooled to room temperature, the volatiles were removed under reduced pressure. Washing the obtained orange oil with *tert*-butyl methyl ether (2 \times 1 mL) and hexane (3 \times 1 mL) afforded the complex **OAC III** (355 mg, 442 μ mol, 88 %) as an orange powder. Crystals suitable for single-crystal X-ray diffraction were grown by slow evaporation of a toluene solution. Other complexes were synthesized using similar procedures.

ASSOCIATED CONTENT

Supporting Information

The Supporting Information is available free of charge on the ACS Publications website. The following references are cited in the Supporting Information as they are relevant to the procedures reported therein.^{48–55}

Supporting Information (.pdf)

Crystal structures available at the CCDC (.cif)

Machine-readable NMR spectra available on Zenodo at 10.5281/zenodo.7274562 (.jdx)

AUTHOR INFORMATION

Corresponding Author

***Bill Morandi** - *Laboratorium für Organische Chemie, ETH Zürich, 8093 Zürich, Switzerland; orcid.org/0000-0003-3968-1424; Email: bill.morandi@org.chem.ethz.ch*

Authors

Michael K. Bogdos - *Laboratorium für Organische Chemie, ETH Zürich, 8093 Zürich, Switzerland; orcid.org/0000-0003-1826-2706*

Patrick Müller - *Laboratorium für Organische Chemie, ETH Zürich, 8093 Zürich, Switzerland; orcid.org/0000-0001-7253-7198*

Notes

‡ M.K.B. and P.M. contributed to this work equally.

ACKNOWLEDGMENT

The ETH Zürich is acknowledged for financial support. P. M. acknowledges the Swiss National Science Foundation (SNSF 184658) for funding. We thank the Molecular and Biomolecular Analysis Service (MoBiAS), the X-ray structure service (SMoCC) and the LOC NMR Service at ETH Zürich for technical assistance. We further thank the whole Morandi group for fruitful discussions and critical proofreading of the manuscript.

REFERENCES

- (1) Vitaku, E.; Smith, D. T.; Njardarson, J. T. Analysis of the Structural Diversity, Substitution Patterns, and Frequency of Nitrogen Heterocycles among U.S. FDA Approved Pharmaceuticals. *J. Med. Chem.* **2014**, *57* (24), 10257–10274. <https://doi.org/10.1021/jm501100b>.
- (2) Weaver, M. J.; Stump, S.; Campbell, M. J.; Backos, D. S.; Li, C.; Reigan, P.; Adams, E.; Beall, H. D.; Natale, N. R. 10-N-Heterocyclic Aryl-Isoxazole-Amides (AIMs) Have Robust Anti-Tumor Activity against Breast and Brain Cancer Cell Lines and Useful Fluorescence Properties. *Bioorg. Med. Chem.* **2020**, *28* (22), 115781. <https://doi.org/10.1016/j.bmc.2020.115781>.
- (3) Li, F.; Hu, Y.; Wang, Y.; Ma, C.; Wang, J. Expedient Lead Optimization of Isoxazole-Containing Influenza A Virus M2-S31N Inhibitors Using the Suzuki–Miyaura Cross-Coupling Reaction. *J. Med. Chem.* **2017**, *60* (4), 1580–1590. <https://doi.org/10.1021/acs.jmedchem.6b01852>.
- (4) Kalwat, M. A.; Huang, Z.; Wichaidit, C.; McGlynn, K.; Earnest, S.; Savoia, C.; Dioum, E. M.; Schneider, J. W.; Hutchison, M. R.; Cobb, M. H. Isoxazole Alters Metabolites and Gene Expression, Decreasing Proliferation and Promoting a Neuroendocrine Phenotype in β -Cells. *ACS Chem. Biol.* **2016**, *11* (4), 1128–1136. <https://doi.org/10.1021/acschembio.5b00993>.
- (5) Arya, G. C.; Kaur, K.; Jaitak, V. Isoxazole Derivatives as Anticancer Agent: A Review on Synthetic Strategies, Mechanism of Action and SAR Studies. *Eur. J. Med. Chem.* **2021**, *221*, 113511. <https://doi.org/10.1016/j.ejmech.2021.113511>.
- (6) Sysak, A.; Obmińska-Mrukowicz, B. Isoxazole Ring as a Useful Scaffold in a Search for New Therapeutic Agents. *Eur. J. Med. Chem.* **2017**, *137*, 292–309. <https://doi.org/10.1016/j.ejmech.2017.06.002>.
- (7) Meijer, F. A.; Doveston, R. G.; de Vries, R. M. J. M.; Vos, G. M.; Vos, A. A. A.; Leysen, S.; Scheepstra, M.; Ottmann, C.; Milroy, L.-G.; Brunsveld, L. Ligand-Based Design of Allosteric Retinoic Acid Receptor-Related Orphan Receptor Γ 1 (ROR γ 1) Inverse Agonists. *J. Med. Chem.* **2020**, *63* (1), 241–259. <https://doi.org/10.1021/acs.jmedchem.9b01372>.
- (8) Schnürch, M.; Flasiak, R.; Khan, A. F.; Spina, M.; Mihovilovic, M. D.; Stanetty, P. Cross-Coupling Reactions on Azoles with Two and More Heteroatoms. *Eur. J. Org. Chem.* **2006**, *2006* (15), 3283–3307. <https://doi.org/10.1002/ejoc.200600089>.
- (9) Fernandes, A. A. G.; da Silva, A. F.; Okada Jr., C. Y.; Suzukawa, V.; Cormanich, R. A.; Jurberg, I. D. General Platform for the Conversion of Isoxazol-5-Ones to 3,5-Disubstituted Isoxazoles via Nucleophilic Substitutions and Palladium Catalyzed Cross-Coupling Strategies. *Eur. J. Org. Chem.* **2019**, *2019* (19), 3022–3034. <https://doi.org/10.1002/ejoc.201900187>.
- (10) Grob, J. E.; Nunez, J.; Dechantsreiter, M. A.; Hamann, L. G. Regioselective Synthesis and Slow-Release Suzuki–Miyaura Cross-Coupling of MIDA Boronate-Functionalized Isoxazoles and Triazoles. *J. Org. Chem.* **2011**, *76* (24), 10241–10248. <https://doi.org/10.1021/jo201973t>.
- (11) Jiang, J.; Cai, X.; Hu, Y.; Liu, X.; Chen, X.; Wang, S.-Y.; Zhang, Y.; Zhang, S. Thermo-Promoted Reactions of Anthranils with Carboxylic Acids, Amines, Phenols, and Malononitrile under Catalyst-Free Conditions. *J. Org. Chem.* **2019**, *84* (4), 2022–2031. <https://doi.org/10.1021/acs.joc.8b02890>.
- (12) Wakade, S. B.; Tiwari, D. K.; Ganesh, P. S. K. P.; Phandrudu, M.; Likhari, P. R.; Tiwari, D. K. Transition-Metal-Free Quinoline Synthesis from Acetophenones and Anthranils via Sequential One-Carbon Homologation/Conjugate Addition/Annulation Cascade. *Org. Lett.* **2017**, *19* (18), 4948–4951. <https://doi.org/10.1021/acs.orglett.7b02429>.
- (13) Liu, J.; Chen, C.; Kotagiri, R.; Yang, W.; Cai, Q. A Simple Transformation of 1-(Isoxazol-3-Yl)Ureas to 5-(2-Oxoalkyl)-2,4-Dihydro-3H-1,2,4-Triazol-3-Ones through Base-Promoted Boulton–Katritzky Rearrangement. *Adv. Synth. Catal.* **2019**, *361* (3), 481–484. <https://doi.org/10.1002/adsc.201801357>.
- (14) Li, Z.; Qiu, K.; Yang, X.; Zhou, W.; Cai, Q. Base-Promoted Tandem S_NAr/Boulton–Katritzky Rearrangement: Access to [1,2,4]Triazol[1,5-a]Pyridines. *Org. Lett.* **2022**, *24* (16), 2989–2992. <https://doi.org/10.1021/acs.orglett.2c00863>.
- (15) Li, J.; Wang, Z.-B.; Xu, Y.; Lu, X.-C.; Zhu, S.-R.; Liu, L. Catalyst-Free Cyclization of Anthranils and Cyclic Amines: One-Step Synthesis of Rutaecarpine. *Chem. Commun.* **2019**, *55* (80), 12072–12075. <https://doi.org/10.1039/C9CC06160F>.
- (16) Gao, Y.; Nie, J.; Huo, Y.; Hu, X.-Q. Anthranils: Versatile Building Blocks in the Construction of C–N Bonds and N-Heterocycles. *Org. Chem. Front.* **2020**, *7* (9), 1177–1196. <https://doi.org/10.1039/D0QO00163E>.
- (17) Sahani, R. L.; Ye, L.-W.; Liu, R.-S. Chapter Three - Synthesis of Nitrogen-Containing Molecules via Transition Metal-Catalyzed Reactions on Isoxazoles, Anthranils and Benzoisoxazoles. In *Advances in Organometallic Chemistry*; Pé-

- rez, P. J., Ed.; Academic Press, 2020; Vol. 73, pp 195–251. <https://doi.org/10.1016/bs.adomc.2019.12.001>.
- (18) Madhavan, S.; Keshri, S. K.; Kapur, M. Transition Metal-Mediated Functionalization of Isoxazoles: A Review. *Asian J. Org. Chem.* **2021**, *10* (12), 3127–3165. <https://doi.org/10.1002/ajoc.202100560>.
- (19) Li, L.; Tan, T.-D.; Zhang, Y.-Q.; Liu, X.; Ye, L.-W. Recent Advances in Transition-Metal-Catalyzed Reactions of Alkynes with Isoxazoles. *Org. Biomol. Chem.* **2017**, *15* (40), 8483–8492. <https://doi.org/10.1039/C7OB01895A>.
- (20) Boulton-Katritzky Rearrangement. In *Comprehensive Organic Name Reactions and Reagents*; John Wiley & Sons, Ltd, 2010; pp 482–486. <https://doi.org/10.1002/9780470638859.conrr106>.
- (21) Ahneman, D. T.; Estrada, J. G.; Lin, S.; Dreher, S. D.; Doyle, A. G. Predicting Reaction Performance in C-N Cross-Coupling Using Machine Learning. *Science* **2018**, *360* (6385), 186–190. <https://doi.org/10.1126/science.aar5169>.
- (22) Żurański, A. M.; Martínez Alvarado, J. I.; Shields, B. J.; Doyle, A. G. Predicting Reaction Yields via Supervised Learning. *Acc. Chem. Res.* **2021**, *54* (8), 1856–1865. <https://doi.org/10.1021/acs.accounts.0c00770>.
- (23) Yu, S.; Tang, G.; Li, Y.; Zhou, X.; Lan, Y.; Li, X. Anthranil: An Aminating Reagent Leading to Bifunctionality for Both C(Sp³)–H and C(Sp²)–H under Rhodium(III) Catalysis. *Angew. Chem. Int. Ed.* **2016**, *55* (30), 8696–8700. <https://doi.org/10.1002/anie.201602224>.
- (24) Wu, F.; Wang, H.; Chen, W. Synthesis and Characterization of Palladium Amido Complexes Containing Pincer CNO Ligands through Nitrene Insertion. *Appl. Organomet. Chem.* **2019**, *33* (3), e4775. <https://doi.org/10.1002/aoc.4775>.
- (25) Falk, E.; Makai, S.; Delcaillau, T.; Gürtler, L.; Morandi, B. Design and Scalable Synthesis of N-Alkylhydroxylamine Reagents for the Direct Iron-Catalyzed Installation of Medicinally Relevant Amines**. *Angew. Chem. Int. Ed.* **2020**, *59* (47), 21064–21071. <https://doi.org/10.1002/anie.202008247>.
- (26) Makai, S.; Falk, E.; Morandi, B. Direct Synthesis of Unprotected 2-Azidoamines from Alkenes via an Iron-Catalyzed Difunctionalization Reaction. *J. Am. Chem. Soc.* **2020**, *142* (51), 21548–21555. <https://doi.org/10.1021/jacs.0c11025>.
- (27) Chatterjee, S.; Makai, S.; Morandi, B. Hydroxylamine-Derived Reagent as a Dual Oxidant and Amino Group Donor for the Iron-Catalyzed Preparation of Unprotected Sulfinamides from Thiols. *Angew. Chem. Int. Ed.* **2021**, *60* (2), 758–765. <https://doi.org/10.1002/anie.202011138>.
- (28) Falk, E.; Gasser, V. C. M.; Morandi, B. Synthesis of N-Alkyl Anilines from Arenes via Iron-Promoted Aromatic C–H Amination. *Org. Lett.* **2021**, *23* (4), 1422–1426. <https://doi.org/10.1021/acs.orglett.1c00099>.
- (29) Everson, D. A.; Weix, D. J. Cross-Electrophile Coupling: Principles of Reactivity and Selectivity. *J. Org. Chem.* **2014**, *79* (11), 4793–4798. <https://doi.org/10.1021/jo500507s>.
- (30) Tasker, S. Z.; Standley, E. A.; Jamison, T. F. Recent Advances in Homogeneous Nickel Catalysis. *Nature* **2014**, *509* (7500), 299–309. <https://doi.org/10.1038/nature13274>.
- (31) Baum, J. S.; Condon, M. E.; Shook, D. A. Nickel-Catalyzed Transformations of 2,1-Benzisoxazoles with Organozinc Reagents. *J. Org. Chem.* **1987**, *52* (14), 2983–2988. <https://doi.org/10.1021/jo00390a006>.
- (32) Bismuto, A.; Delcaillau, T.; Müller, P.; Morandi, B. Nickel-Catalyzed Amination of Aryl Thioethers: A Combined Synthetic and Mechanistic Study. *ACS Catal.* **2020**, *10* (8), 4630–4639. <https://doi.org/10.1021/acscatal.0c00393>.
- (33) Boehm, P.; Müller, P.; Finkelstein, P.; Rivero-Crespo, M. A.; Ebert, M.-O.; Trapp, N.; Morandi, B. Mechanistic Investigation of the Nickel-Catalyzed Metathesis between Aryl Thioethers and Aryl Nitriles. *J. Am. Chem. Soc.* **2022**, *144* (29), 13096–13108. <https://doi.org/10.1021/jacs.2c01595>.
- (34) Delcaillau, T.; Morandi, B. Nickel-Catalyzed Thiolation of Aryl Nitriles. *Chem. – Eur. J.* **2021**, *27* (46), 11823–11826. <https://doi.org/10.1002/chem.202101273>.
- (35) Delcaillau, T.; Woenckhaus-Alvarez, A.; Morandi, B. Nickel-Catalyzed Cyanation of Aryl Thioethers. *Org. Lett.* **2021**, *23* (18), 7018–7022. <https://doi.org/10.1021/acs.orglett.1c02285>.
- (36) Delcaillau, T.; Boehm, P.; Morandi, B. Nickel-Catalyzed Reversible Functional Group Metathesis between Aryl Nitriles and Aryl Thioethers. *J. Am. Chem. Soc.* **2021**, *143* (10), 3723–3728. <https://doi.org/10.1021/jacs.1c00529>.
- (37) Sainati, S. M.; Hubbard, J. W.; Chi, E.; Grasing, K.; Brecher, M. B. Safety, Tolerability, and Effect of Food on the Pharmacokinetics of Iloperidone (HP 873), a Potential Atypical Antipsychotic. *J. Clin. Pharmacol.* **1995**, *35* (7), 713–720. <https://doi.org/10.1002/j.1552-4604.1995.tb04112.x>.
- (38) Corena-McLeod, M. Comparative Pharmacology of Risperidone and Paliperidone. *Drugs RD* **2015**, *15* (2), 163–174. <https://doi.org/10.1007/s40268-015-0092-x>.
- (39) Mandler, M. D.; Truong, P. M.; Zavalij, P. Y.; Doyle, M. P. Catalytic Conversion of Diazocarbonyl Compounds to Imines: Applications to the Synthesis of Tetrahydropyrimidines and β -Lactams. *Org. Lett.* **2014**, *16* (3), 740–743. <https://doi.org/10.1021/ol403427s>.
- (40) Kim, I.; Roh, S. W.; Lee, D. G.; Lee, C. Rhodium-Catalyzed Oxygenative [2 + 2] Cycloaddition of Terminal Alkynes and Imines for the Synthesis of β -Lactams. *Org. Lett.* **2014**, *16* (9), 2482–2485. <https://doi.org/10.1021/ol500856z>.
- (41) Zhang, Z.; Liu, Y.; Ling, L.; Li, Y.; Dong, Y.; Gong, M.; Zhao, X.; Zhang, Y.; Wang, J. Pd-Catalyzed Carbonylation of Diazo Compounds at Atmospheric Pressure: A Catalytic Approach to Ketenes. *J. Am. Chem. Soc.* **2011**, *133* (12), 4330–4341. <https://doi.org/10.1021/ja107351d>.
- (42) Prieto, A. Synthesis of Four-Membered Aza-Heterocycles through Catalytic [2 + 2] Cycloaddition Reactions Assisted by Metal Complexes. In *Synthetic Approaches to Nonaromatic Nitrogen Heterocycles*; John Wiley & Sons, Ltd, 2020; pp 37–58. <https://doi.org/10.1002/9781119708841.ch3>.
- (43) Cossío, F. P.; Arrieta, A.; Sierra, M. A. The Mechanism of the Ketene–Imine (Staudinger) Reaction in Its Centennial: Still an Unsolved Problem? *Acc. Chem. Res.* **2008**, *41* (8), 925–936. <https://doi.org/10.1021/ar800033j>.
- (44) Sereida, O.; Wilhelm, R. Hexamethyldisilazane Sodium Salt as Highly Active Lewis Base Catalyst for the Staudinger Reaction. *Synlett* **2007**, *2007* (19), 3032–3036. <https://doi.org/10.1055/s-2007-990968>.
- (45) Hodous, B. L.; Fu, G. C. Enantioselective Staudinger Synthesis of β -Lactams Catalyzed by a Planar-Chiral Nucleophile. *J. Am. Chem. Soc.* **2002**, *124* (8), 1578–1579. <https://doi.org/10.1021/ja012427r>.
- (46) Zarei, M.; Jarrahpour, A. A Mild and Efficient Route to 2-Azetidinones Using the Cyanuric Chloride-DMF Complex. *Synlett* **2011**, *2011* (17), 2572–2576. <https://doi.org/10.1055/s-0030-1289517>.
- (47) Weix, D. J. Methods and Mechanisms for Cross-Electrophile Coupling of Csp² Halides with Alkyl Electrophiles. *Acc. Chem. Res.* **2015**, *48* (6), 1767–1775. <https://doi.org/10.1021/acs.accounts.5b00057>.
- (48) Taylor, N. J.; Emer, E.; Preshlock, S.; Schedler, M.; Tredwell, M.; Verhoog, S.; Mercier, J.; Genicot, C.; Gouverneur, V. Derisking the Cu-Mediated 18F-Fluorination of Heterocyclic Positron Emission Tomography Radioligands. *J. Am. Chem. Soc.* **2017**, *139* (24), 8267–8276. <https://doi.org/10.1021/jacs.7b03131>.

- (49) Panda, T. K.; Gamer, M. T.; Roesky, P. W. An Improved Synthesis of Sodium and Potassium Cyclopentadienide. *Organometallics* **2003**, *22* (4), 877–878. <https://doi.org/10.1021/om0207865>.
- (50) Norton, D. M.; Mitchell, E. A.; Botros, N. R.; Jessop, P. G.; Baird, M. C. A Superior Precursor for Palladium(0)-Based Cross-Coupling and Other Catalytic Reactions. *J. Org. Chem.* **2009**, *74* (17), 6674–6680. <https://doi.org/10.1021/jo901121e>.
- (51) Duan, P.; Yang, Y.; Ben, R.; Yan, Y.; Dai, L.; Hong, M.; Wu, Y.-D.; Wang, D.; Zhang, X.; Zhao, J. Palladium-Catalyzed Benzo[d]isoxazole Synthesis by C–H Activation/[4 + 1] Annulation. *Chem. Sci.* **2014**, *5* (4), 1574–1578. <https://doi.org/10.1039/C3SC53228C>.
- (52) Sheldrick, G. M. SHELXT - Integrated Space-Group and Crystal-Structure Determination. *Acta Crystallogr. A* **2015**, *71* (1), 3–8. <https://doi.org/10.1107/S2053273314026370>.
- (53) Sheldrick, G. M. A Short History of SHELX. *Acta Crystallogr. A* **2008**, *64* (1), 112–122. <https://doi.org/10.1107/S0108767307043930>.
- (54) Sheldrick, G. M. Crystal Structure Refinement with SHELXL. *Acta Crystallogr. Sect. C Struct. Chem.* **2015**, *71* (Md), 3–8. <https://doi.org/10.1107/S2053229614024218>.
- (55) Dolomanov, O. V.; Bourhis, L. J.; Gildea, R. J.; Howard, J. A. K.; Puschmann, H. OLEX2: A Complete Structure Solution, Refinement and Analysis Program. *J. Appl. Crystallogr.* **2009**, *42* (2), 339–341. <https://doi.org/10.1107/S0021889808042726>.