

## Ferrocene as an electrochemical reporting surrogate of abasic sites in DNA

Chiara Figazzolo,<sup>a,b</sup> Yifeng Ma,<sup>c</sup> James H. R. Tucker,<sup>\*,c</sup> and Marcel Hollenstein<sup>\*,a</sup>

<sup>a</sup> Institut Pasteur, Université de Paris Cité, Department of Structural Biology and Chemistry, Laboratory for Bioorganic Chemistry of Nucleic Acids, CNRS UMR3523, 28, rue du Docteur Roux, 75724 Paris Cedex 15, France

E-mail: [marcel.hollenstein@pasteur.fr](mailto:marcel.hollenstein@pasteur.fr)

<sup>b</sup> Learning Planet Institut, 8, rue Charles V, 75004 Paris, France

<sup>c</sup> School of Chemistry, University of Birmingham, Birmingham, B15 2TT, United Kingdom

Email: [j.tucker@bham.ac.uk](mailto:j.tucker@bham.ac.uk)

ORCID: CF (0000-0001-5232-3248), YM (0000-0001-8152-7573), JHRT (0000-0001-7645-0815), MH (0000-0003-0263-9206)

### Abstract

Methods for the real-time monitoring of the substrate acceptance of modified nucleotides by DNA polymerases are in high demand. In a step towards this aim, we have incorporated ferrocene-based abasic nucleotides into DNA templates and evaluated their compatibility with enzymatic synthesis of unmodified and modified DNA. All canonical nucleotides can be incorporated opposite ferrocene sites with a strong preference for purines. DNA polymerases with lesion-bypass capacity such as Dpo4 permit to resume DNA synthesis beyond the site of incorporation. Modified purine nucleotides can readily be incorporated opposite ferrocene basic site analogs, while pyrimidine nucleotides decorated with simple side-chains are also readily tolerated. These findings open up directions for the design of electrochemical sensing devices for the monitoring of enzymatic synthesis of modified DNA.

**Key words:** Ferrocene; DNA polymerases; Modified nucleic acids; Nucleoside triphosphates; abasic nucleoside analogues; Primer extension reactions

## Introduction

Interest in chemical modification of nucleic acids stems from early developments of nucleoside and nucleotide-based antiviral drugs as well as of antisense oligonucleotide therapeutic agents.<sup>1-4</sup> The need for synthesizing oligonucleotides equipped with chemical alterations has been spurred further by the recent advent of mRNA-based vaccines.<sup>5, 6</sup> In this context, besides solid-phase synthesis,<sup>7-9</sup> modified oligonucleotides can be constructed using polymerase-catalyzed incorporation of unnatural nucleoside triphosphates ((d)N\*TPs).<sup>10</sup> This method is particularly alluring since it is compatible with Darwinian evolution methods to identify functional nucleic acids and it is not limited in terms of size or nature of the functional groups that can be incorporated.<sup>11-20</sup> In the latter, modified oligonucleotides can be accessed either by primer extension (PEX) reactions or under PCR amplification conditions by substituting one or multiple canonical nucleotides with the corresponding unnatural counterparts. Natural or engineered polymerases are particularly tolerant to nucleotides bearing modifications attached at position C5 of pyrimidine or N7 of 7-deazapurine nucleotides or with simple backbone modifications but can also be coerced to incorporate nucleotides with sugar or unnatural base surrogates.<sup>21-36</sup>

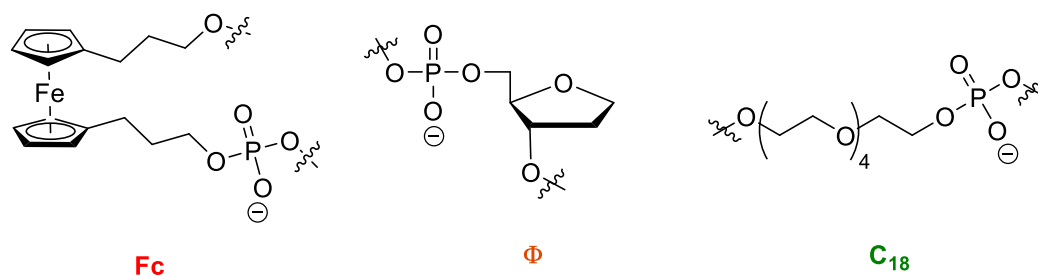
In order to evaluate whether modified nucleotides are accepted as substrates by polymerases, the products stemming from PEX reactions or PCR are evaluated by gel electrophoresis and by MS techniques including MALDI, ESI-MS, and LC-MS. On the other hand, real-time monitoring of the incorporation of nucleoside triphosphates, particularly when equipped with chemical modifications, is a more difficult undertaking and can only be achieved by techniques such as nanopore sequencing<sup>37, 38</sup> fluorescence microscopy,<sup>39</sup> or by the application of FRET-based methods.<sup>40, 41</sup> These techniques often require the positioning of one or multiple dyes on oligonucleotides or incoming nucleotides or necessitate the use of specialized equipment. Hence, simple methods that enable the real-time monitoring of incorporation of canonical and modified nucleotides into DNA and RNA by polymerases are in high demand since they would reduce the workload involved in the biochemical characterization of modified nucleotides. In this article, we suggest first steps towards the development of monitoring devices based on an electrochemical read-out mediated by a chemical analog of a THF-abasic site ( $\Phi$  in Figure 1). Apurinic/apyrimidinic (AP) sites or abasic sites are one of the most common DNA lesions and occur thousands of times in mammalian sites after hydrolysis of the glycosidic bond.<sup>42, 43</sup> Besides their biological and clinical relevance mainly caused by their inherent highly mutagenic nature, AP sites are also interesting modifications for the development of tools in chemical biology. For instance, the formation of AP sites combined after modification of DNA with 5-iodo-deoxyuridine was harnessed to explore the role of stochastic variations in gene expression.<sup>44</sup> In addition, AP sites have also been employed to gauge the effect of nucleobase shape as well as their solvation energies, hydrogen bonding capacities, and  $\pi$ -electron interactions on the DNA polymerization cycle.<sup>45-48</sup>

Here, we have explored the possibility of substituting one or two tetrahydrofuran (THF in Figure 1) deoxyribose sugar units with a ferrocene moiety (Fc in Figure 1) which could concomitantly be used to monitor the incorporation of nucleotides by polymerases. To this end, we have incorporated a ferrocene unit into the backbone of various DNA templates using solid-phase synthesis. These ferrocene-containing templates were then used in PEX reactions with natural and modified nucleotides. Overall, we demonstrate that ferrocene moieties can be incorporated into DNA and display a similar behavior to AP sites during enzymatic DNA synthesis. We also show that modified nucleotides can be incorporated opposite such analogs

and hence, ferrocene units embedded within DNA templates could be integrated in electrochemical probes to monitor the efficiency of nucleotide incorporation.

## Results and discussion

### 1. Design and synthesis of phosphoramidite building block and modified oligonucleotides



**Figure 1.** Chemical structures of abasic site analogs investigated in PEX reactions.

Molecular dynamics simulations of duplexes containing a THF-AP site have revealed a large structural flexibility compared to unmodified DNA since the deoxyribose sugar is capable of adopting an unusual amount of sugar pucker.<sup>49</sup> This flexibility was ascribed to the lack of base pairing and stacking interactions and was further confirmed by NMR structural investigations.<sup>50</sup> AP-containing DNA duplexes mainly adopt a B-DNA structure and kinks of up to 30° caused by flipping out of the orphan nucleobase have been observed.<sup>49</sup> We rationalized that introducing an aromatic and more rigid AP analog would avoid this kinking of the helical structure and facilitate enzymatic DNA synthesis and favor  $\pi$ -stacking interactions with the incoming nucleotide. Ferrocene (Fc) displays interesting electrochemical properties<sup>11</sup> and is often used in drug discovery as a bioisostere for aromatic rings.<sup>51</sup> In addition, we have previously demonstrated that ferrocene acts as a good surrogate for a dinucleotide motif due to the similar size (i.e. the distance between the cyclopentadienyl (Cp) rings is 3.3 Å compared to 3.4 Å for adjacent base pairs in B-DNA).<sup>52</sup> Hence, we surmised that a ferrocene moiety could represent a valid surrogate for one or potentially two consecutive AP-sites. In order to verify this hypothesis, we prepared a suitable ferrocene phosphoramidite building block following literature protocols (see Scheme S1 in the Supporting Information).<sup>53-56</sup> The resulting building block was then incorporated into DNA sequences using standard solid-phase synthesis (see Table 1 and the Supporting Information). The sequence composition of the resulting modified templates is based on similar oligonucleotides containing either abasic sites or imidazole-modified nucleotides which have recently been used to probe the incorporation of C-nucleotides into DNA<sup>48</sup> or the enzymatic formation of metal base pairs, respectively.<sup>57</sup> Two modified templates (**M1** and **M2**) were designed so as to contain one and two Fc units respectively immediately following the 3'-terminus of the 19 nucleotide-long, 5'-FAM-labelled primer **P1**. We also synthesized a template (**M3**) where the primer end was three bases upstream of an Fc nucleotide and one template (**M4**) where the Fc nucleotide was located within the primer binding region. Lastly, we also synthesized templates containing one or two tetrahydrofuran-AP sites (**AP1** and **AP2**, respectively) using the corresponding phosphoramidite building block<sup>48</sup> as well as a template containing a C18-spacer unit (**M1-C18**). All modified sequences were purified using HPLC and their chemical integrity verified by mass spectrometry (see Supporting Information).

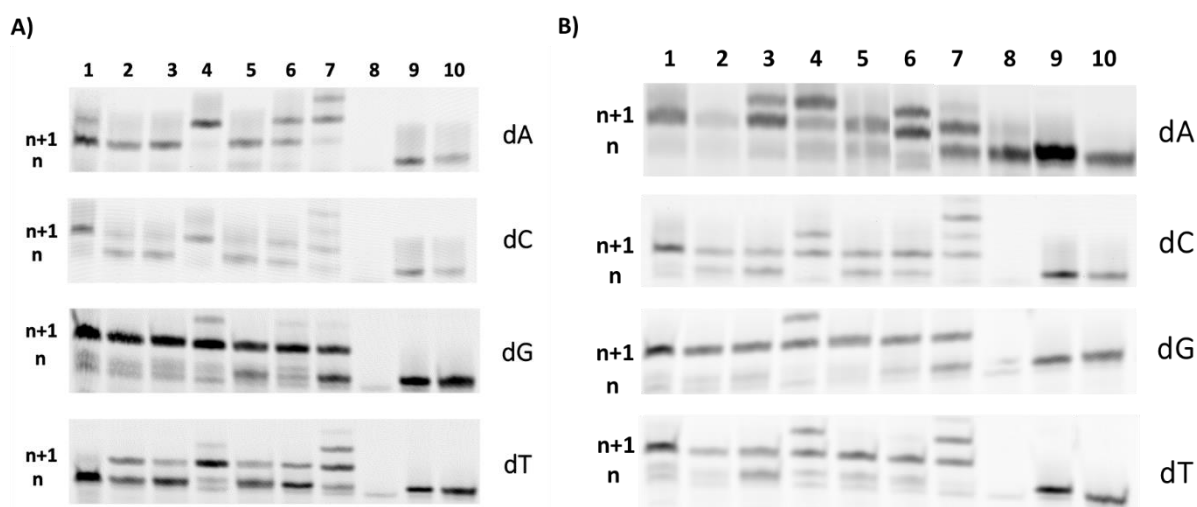
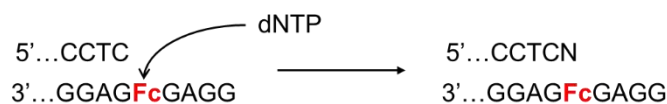
**Table 1.** Sequence composition of templates and primers used in primer extension reactions.<sup>a</sup>

<b>Oligonucleotide sequence</b>	
<b>P1</b>	5' – TAC GAC TCA CTA TAG CCT C – 3'
<b>M1</b>	5' – GGA G <b>Fc</b> G AGG CTA TAG TGA GTC GTA – 3'
<b>M2</b>	5' – G GAG <b>FcFc</b> G AGG CTA TAG TGA GTC GTA – 3'
<b>M3</b>	5' – GG <b>Fc</b> GCG AGG CTA TAG TGA GTC GTA – 3'
<b>M4</b>	5' – GGA GTG AGG CTA TAG <b>Fc</b> GA GTC GTA – 3'
<b>AP1</b>	5' – GGA G <b>Φ</b> G AGG CTA TAG TGA GTC GTA – 3'
<b>AP2</b>	5' – GGA G <b>ΦΦ</b> GAG GCT ATA GTG AGT CGT A – 3'
<b>M1- C18</b>	5' – GGA G <b>C<sub>18</sub></b> G AGG CTA TAG TGA GTC GTA – 3'
<b>P2</b>	5' – TAC GAC TCA CTA TAG CCT CA – 3'
<b>P3</b>	5' – TAC GAC TCA CTA TAG CCT CAC – 3'

<sup>a</sup> **Fc** represents a ferrocene nucleotide; **Φ** represents a THF-abasic site; **C<sub>18</sub>** represents a C18 spacer.

## 2. Primer extension reactions with unmodified nucleotides

With the modified templates to hand, we first evaluated the possibility of incorporating canonical nucleotides opposite a Fc site. To do so, we carried out primer extension (PEX) reactions with different polymerases (A, B, and Y families) with each individual nucleoside triphosphate (dNTP) using the **P1/M1** primer/template system (Figure 2). Analysis of the reaction products by gel electrophoresis reveals that all natural nucleotides can be incorporated opposite an Fc abasic site analog with higher incorporation efficiencies for the larger purine nucleotides (Figure 2A). Indeed, most polymerases incorporate one dA and one dG opposite a Fc site with full conversion of the primer to the corresponding n+1 products. In the case of pyrimidines, yields of n+1 product formation are significantly lower and reach only about 50%. The *Sulfolobus* DNA polymerase IV (Dpo4) is a Y family DNA polymerase that displays lesion-bypass capacity and it is therefore unsurprising that multiple incorporation events are observed with all nucleotides except with dGTP (lanes 7 in Figure 2A). Reactions conducted with Deep Vent led to complete hydrolytic degradation of the primer (lanes 8 in Figure 2). In order to further characterize the efficiency and specificity of incorporation of the different natural nucleotides, we reduced the reaction times for purine nucleotides while concomitantly increasing that for pyrimidine nucleotides (Figure 2B). A decrease of reaction time had little effect on the outcome of reactions carried out with purine nucleotides, while an increase in reaction time served to improve n+1 product formation with pyrimidine nucleotides (Figure 2B). A similar outcome was observed when template **M1** was substituted with template **AP1** which contains a single THF-AP site instead of the Fc unit (Figure S1).

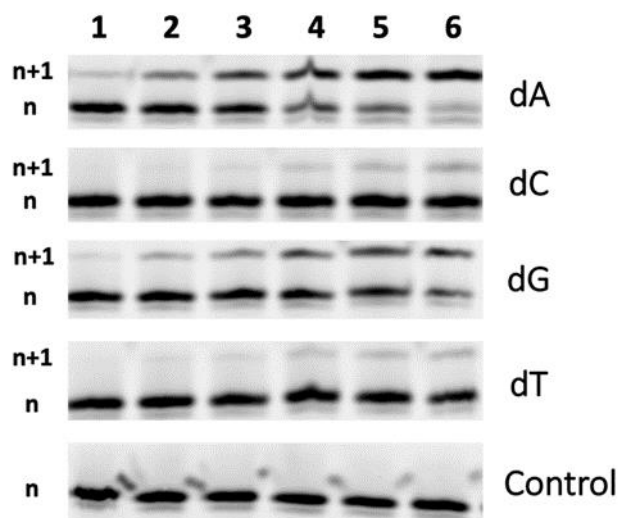


**Figure 2.** Gel images (PAGE 20%) of PEX reactions with primer **P1** (10 pmol) and template **M1** (15 pmol) in the presence of the individual natural dNTPs (100  $\mu$ M) and different DNA polymerases. A) reactions carried out for 1h; B) reactions carried out for 30 min with dATP and dGTP and for 2h with dCTP and dTTP. List of polymerases used: 1. Hemo Klem Taq (8 reactions), 2. Taq (5 U), 3. Bst (8 U), 4. Therminator (2 U), 5. Vent (*exo*<sup>-</sup>) (2 U), 6. Kf *exo*<sup>-</sup> (5 U), 7. Dpo4 (2 U), 8. Deep Vent (2 U). The negative controls are: 9. No polymerase, 10. No dNTP. The label n is connected to the length of the primer, while n+1 is referred to the length of the primer with the addition of one dNMP.

Surprisingly, when we introduced an 18-atom long hexa-ethyleneglycol spacer moiety (C<sub>18</sub> in Figure 1) into the template (template **M1-C18**, Table 1), at the same location as ferrocene or as THF-AP sites, we also observed n+1 product formation rather than a halting of polymerase-mediated synthesis (Figure S2). We believe however that this effect is likely caused by non-templating addition (NTA) of nucleotides at the 3'-end of the primer rather than a rule type of incorporation. Indeed, when DNA or RNA polymerases reach the end of DNA templates, one or multiple, mainly adenosine, nucleotides are incorporated. NTA is known to plague enzymatic synthesis of DNA and RNA and various non-nucleosidic<sup>58</sup> and nucleosidic<sup>59</sup> inhibitors have been proposed to suppress NTA. In addition, NTA is probably assisted with a strand slippage mechanism in which misaligned primers cause polymerases to slip and produce indel mutations.<sup>60</sup> Such a mechanism was recently described for modified and natural nucleotides on templates containing longer homopolymeric sequences as well as shorter polyethylene glycol spacers.<sup>61</sup>

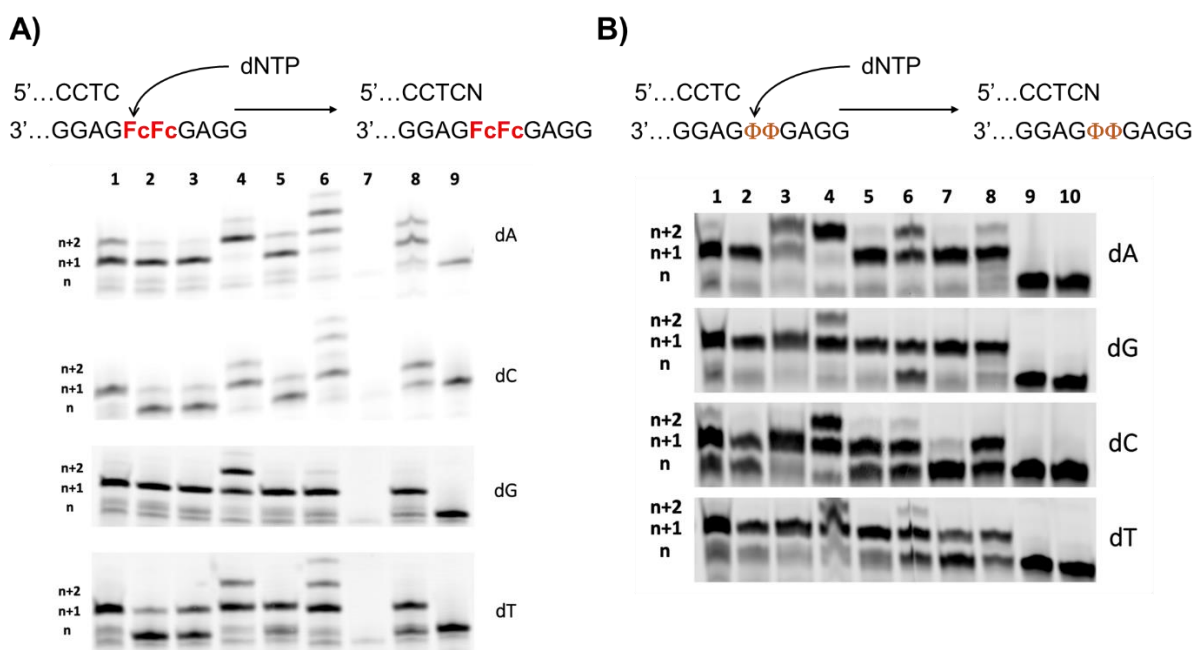
Next, we performed a time-course experiment to evaluate the relative efficiency of incorporation of each individual nucleotide. To that effect, we performed PEX reactions with Vent (*exo*<sup>-</sup>) as polymerase and the **P1/M1** primer/template system (Figure 3). The relative efficiency of incorporation of canonical nucleotides opposite a templating Fc nucleotide was dA > dG » dC ~ dT which compares to that observed for the incorporation opposite THF-abasic sites.<sup>62</sup> Moreover, the "A rule", meaning a strong preference of polymerases to incorporate a

dA nucleotide opposite an abasic site, appears to be obeyed in the context of an Fc nucleotide as well.



**Figure 3.** Gel images (PAGE 20%) of PEX reactions with primer **P1** (10 pmol) and template **M1** (15 pmol) in the presence of the individual natural dNTPs (100  $\mu$ M) and Vent (*exo*<sup>-</sup>) DNA polymerase (0.5 U). Time points were taken after 1 min (**1**), 5 min (**2**), 10 min (**3**), 20 min (**4**), 30 min (**5**), 60 min (**6**).

Overall, these experiments allowed us to identify conditions permitting the efficient incorporation of all individual, canonical nucleotides opposite Fc sites and revealed that purine nucleotides are preferentially incorporated following the well-established A rule. Next, we evaluated the effect of adding two consecutive Fc nucleotides in the template strand on enzymatic DNA synthesis. To that effect, we performed PEX reactions using the **P1/M2** primer/template system using various DNA polymerases and each individual nucleotide (Figure 4A). When dATP was used as substrate, all polymerases except for Dpo4 incorporated at least one nucleotide opposite the two consecutive Fc nucleotides. Interestingly, Therminator and Deep Vent polymerases incorporated two while Kf *exo*<sup>-</sup> incorporated multiple dA nucleotides opposite the Fc sites. In the case of deoxyguanosine, most polymerases incorporated single nucleotides with complete conversion of the primer to n+1 and n+2 product formation was observed only when Therminator was used as polymerase. As observed with templates containing single abasic sites, reactions carried out with pyrimidine proceeded less efficiently. Interestingly, similar results were observed when a template (**AP2**) containing two consecutive THF-abasic sites was used in PEX reactions except that Dpo4 efficiently incorporated single dA and dG nucleotides opposite  $\Phi$  but not opposite Fc (Figure 4B).



**Figure 4.** Gel images (PAGE 20%) of PEX reactions with primer **P1** (10 pmol) and A) template **M2** (15 pmol) and B) template **AP2** (15 pmol) with each individual dNTP (100  $\mu$ M for A) and 20  $\mu$ M for B)). List of polymerases used: 1. Hemo Klem Taq (8 reactions), 2. Taq (5 U), 3. Bst (8 U), 4. Therminator (2 U), 5. Vent (*exo*) (2 U), 6. Kf *exo* (5 U), 7. Dpo4 (2 U), 8. Deep Vent (2 U). The negative controls are: 9. No polymerase, 10. No dNTP. The label *n* is connected to the length of the primer, while *n+1* is referred to the length of the primer with the addition of one dNMP while *n+2* is referred to the length of the primer with the addition of two dNMPs.

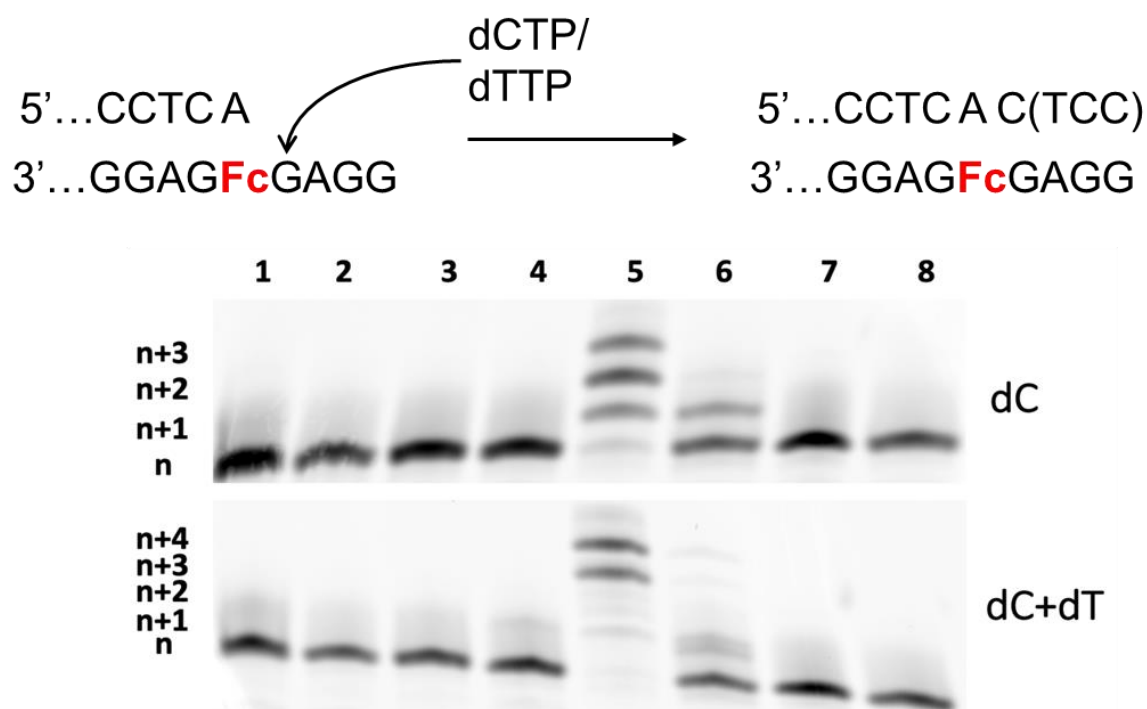
We have also investigated the possibility of inserting nucleotides opposite Fc sites under running start rather than standing start conditions since this allows to evaluate the incorporation efficiency of nucleotides at a site more remote from the end of the primer (Figure S3). When either two (dGTP, dCTP) or three (dGTP, dCTP, dATP) nucleotides were used in PEX reactions with the **P1/M3** primer/template system, the expected *n+3* product predominantly formed under all experimental conditions. This is consistent with extensive kinetic studies which suggest higher misincorporation rates of polymerases under running start conditions.<sup>63</sup> Lastly, we examined the effect of an Fc nucleotide located in the primer binding region of the template on DNA synthesis (Figure S4). In this context, we designed template **M4** where the ferrocene abasic site is located opposite a dA nucleotide in primer **P1** due to the favorable incorporation capacity of dAMP nucleotides as demonstrated in Figure 1. When PEX reactions were carried out, all polymerases extended primer **P1** with six nucleotides corresponding to the addition of five complementary nucleotides and one additional (presumably dA) nucleotide by NTA. Hence, these experiments reveal that the presence of a single Fc nucleotide located within the primer binding region does not negatively impact enzymatic synthesis and appears to be rather well accommodated in the B-DNA structure.

### 3. Bypass of Fc and $\Phi$ sites

After demonstrating that Fc and  $\Phi$  sites adopted a similar behavior when assayed under PEX reaction conditions and establishing conditions that permitted the incorporation of one or multiple canonical nucleotides opposite Fc sites, we investigated the possibility of extending

DNA synthesis beyond such a dN-Fc pair. Bypass of a dN-Fc is of crucial importance to develop an electrochemical sensing platform for the incorporation of modified/natural nucleotides. Hence, we first installed one of each canonical nucleotide opposite Fc by PEX reactions as described previously and incubated the resulting, extended primer with dCTP in the presence of various polymerases (Figure S5). When dA was first installed on the primer opposite Fc, Kf *exo* efficiently incorporated a dCMP moiety in high (~80%) yields (see lane 8 of Figure S5). In addition, Dpo4 due to its lesion-bypass capacity was capable of adding one or two dCMPs after a dN-Fc pair when dN was dA, dC, or dT but not dG (lanes 6 in Figure S5). To shed some light into this discrepancy we further investigated the capacity of Dpo4 at bypassing a dN-Fc pair (Figure S6A). We first installed a dG or a dA nucleotide by a first Dpo4-catalyzed PEX reaction and then further extended the resulting product by incubation with dCTP alone or a combination of dCTP and dTTP. These experiments confirm that Dpo4 can resume DNA synthesis beyond a dA-Fc pair. On the contrary, even though n+5 full length product (i.e. full length product with an additional nucleotide stemming from NTA) can be achieved in the presence of a dG-Fc pair, the efficiency is impaired in terms of yields and additional bands are observed that originate from yet unidentified side-products. In addition, the formation of the n+6 product observed after the addition of both dCTP and dTTP (lane 3 in Figure S6A) might arise via NTA of two nucleotides or if the Fc site acts as a dinucleotide surrogate (Figure S6B). In order to confirm these observations, we carried out PEX reactions with template **M1** and primer **P2** that is equipped with an additional terminal 3'-dA nucleotide compared to **P1**. Primer **P2** thus represents a synthetic analog of enzymatically constructed dA-Fc pairs. When PEX reactions were carried out with this system in the sole presence of dCTP, Kf *exo* incorporated one nucleotide at the end of the primer in ~50% yield, while the reaction catalyzed by Dpo4 led to a distribution of products with complete conversion of the primer (Figure 5). When both dCTP and dTTP were added to the reaction mixtures, n+3 and n+4 products were observed in equal quantities with Dpo4 as polymerase and low yields of n+1 product with Kf *exo* (we believe the double banding observed in this case to correspond to products resulting from single dC and dT nucleotide incorporation). When similar PEX reactions were carried out with template **AP1** containing a THF rather than an Fc site, reactions catalyzed by the Vent (*exo*), Dpo4, and Kf *exo* polymerases led to full conversion of the primer to the n+4 product when both dCTP and dTTP were present (Figure S7A). On the other hand, polymerases struggled markedly to extend primer **P2** when template **M1-C18** was used (Figure S7B). Lastly, we carried out PEX reactions with all three modified templates (**M1**, **AP1**, and **M1-C18**) along with primer **P3** that contains additional dA and dC nucleotides thus mimicking an efficient bypass reaction (Figure S8). Under these conditions, most polymerases were capable of adding a single dT unit at the end of primer **P3** when template **AP1** was used, either in moderate yields (40-60%) or with full conversion to n+1 product (lanes 4-6 in Figure S8B). With template **M1** containing an Fc site, only Dpo4 led to the expected n+1 product while Kf *exo* struggled to produce n+1 extended product (~30% conversion of primer) and all other polymerases did not incorporate any nucleotides (Figure S8A). When template containing the C<sub>18</sub> spacer was assayed under these conditions, Dpo4 led to a clean conversion to n+1 product and yielded the product with an additional dT nucleotide in ~40% yield while all other polymerases failed to incorporate a nucleotide (Figure S8C). A similar trend was observed when both dCTP and dTTP were included in the reaction mixture, except that full length products were observed rather than single incorporation events.

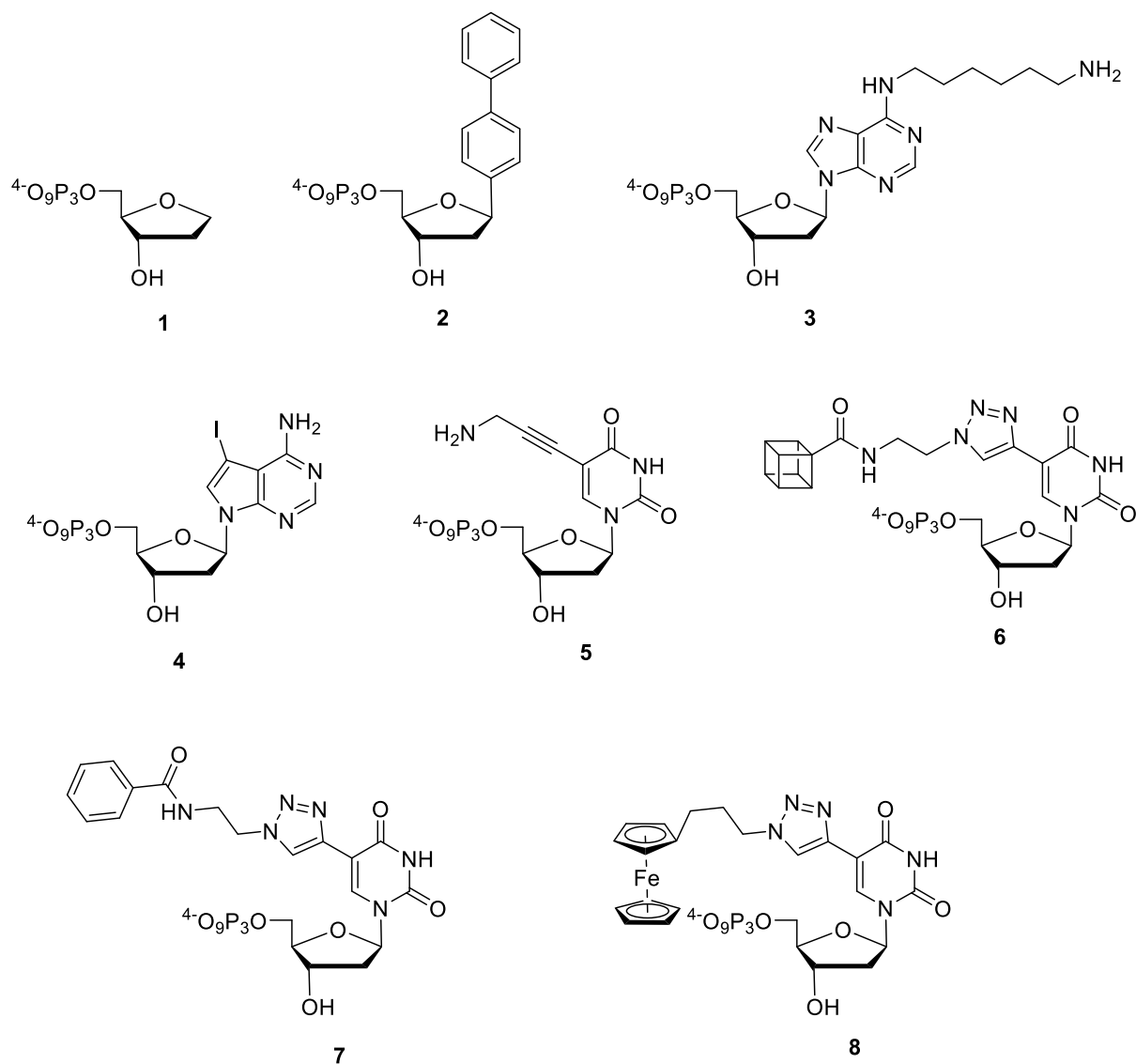




**Figure 5.** Gel images (PAGE 20%) of PEX reactions with primer **P2** (10 pmol) and template **M1** (15 pmol) with dCTP alone (dC, 100  $\mu$ M) or with dCTP and dTTP (dC+dT, 100  $\mu$ M) for 1h. List of polymerases used: 1. Hemo Klem Taq (8 reactions), 2. Taq (5 U), 3. Bst (8 U), 4. Vent (*exo*<sup>-</sup>) (2 U), 5. Dpo4 (2 U), 6. Kf *exo*<sup>-</sup> (5 U). The negative controls are: 7. No polymerase, 8. No dNTP. The label n is connected to the length of the primer, while n+1 is referred to the length of the primer with the addition of one dNMP while n+2 is referred to the length of the primer with the addition of two dNMPs, n+3 and n+4 to three and four added nucleotides.

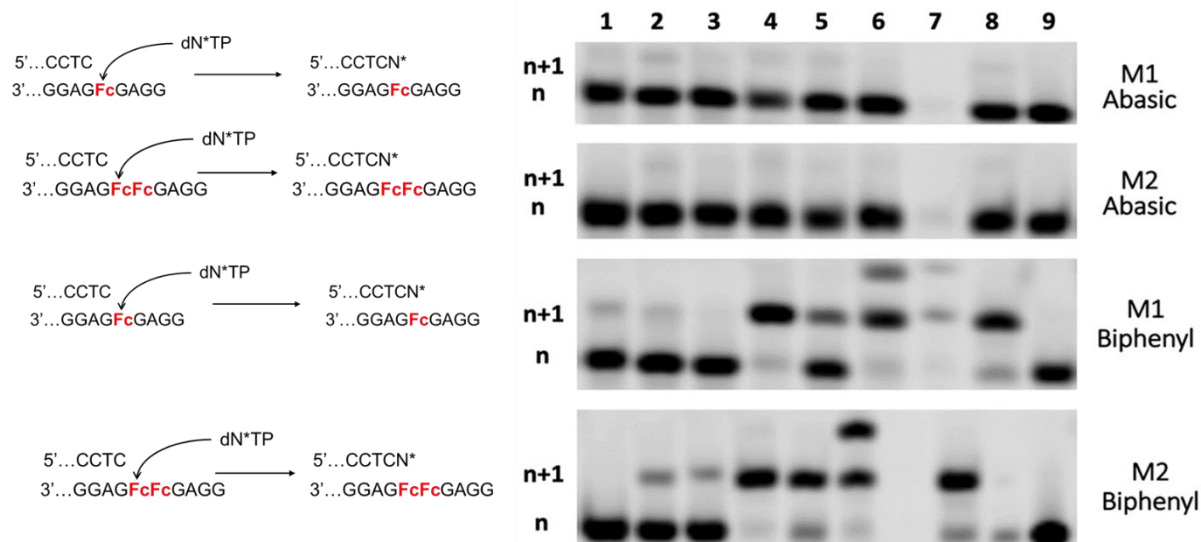
#### 4. Evaluation of incorporation of modified nucleotides opposite ferrocene nucleotides

Our biochemical characterization of templates containing ferrocene analogs of abasic sites revealed that i) canonical nucleotides can be incorporated opposite Fc sites and as for THF-AP sites, the A rule appears to be obeyed; ii) conditions could be met to support the incorporation of less favored pyrimidine nucleotides; iii) polymerases such as Dpo4 do not stall after the installation of a dN-Fc pair and permit bypass synthesis; iv) a two-step protocol method could be envisioned by coupling Dpo4 to other polymerases that stall after the installation of a dN-Fc pair.<sup>21, 48, 64-66</sup> Since our aim is to use Fc sites to monitor the incorporation of modified nucleotides, we next investigated the compatibility of such ferrocene abasic sites with nucleotides containing different nucleobase modification patterns (Figure 6).



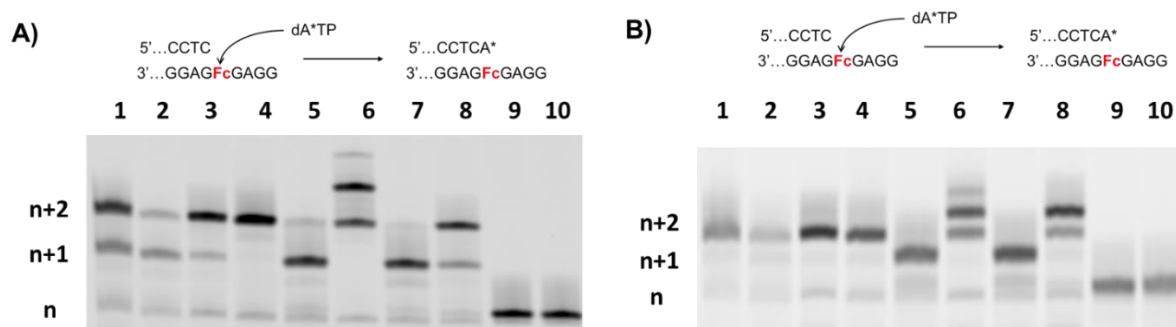
**Figure 6.** Chemical structures of modified nucleotides evaluated in PEX reactions.

First, we evaluated the compatibility of nucleotides that are either characterized by the absence of a base (nucleotide **1**) or with an unnatural base surrogate (nucleotide **2**) with enzymatic synthesis on templates containing one or multiple Fc sites. To do so, we carried out PEX reactions with the **P1/M1** and **P1/M2** systems in the presence of various DNA polymerases (Figure 7).



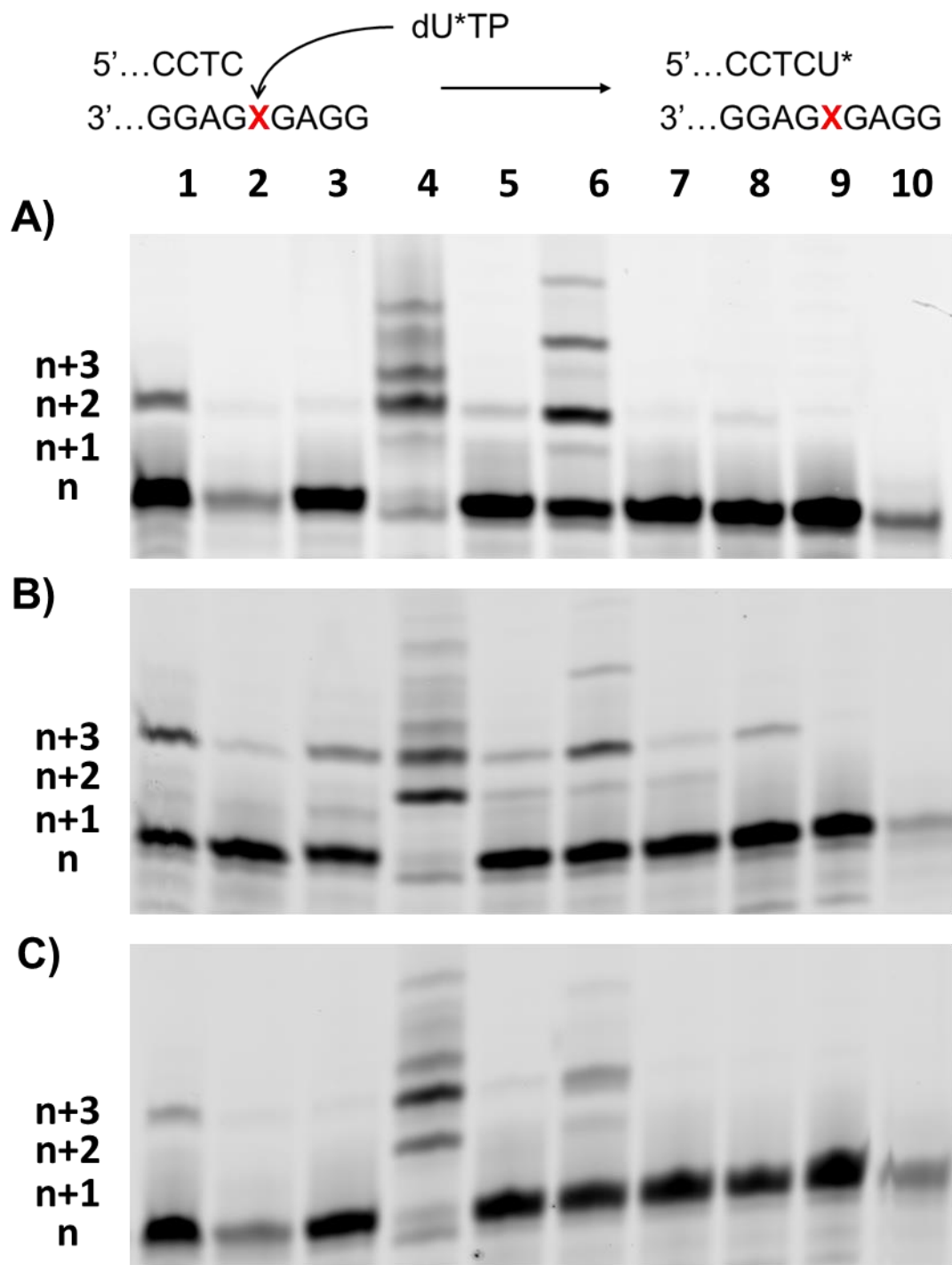
**Figure 7.** Gel images (PAGE 20%) of PEX reactions with primer **P1** (10 pmol) and templates **M1** and **M2** (15 pmol) with nucleotides **1** (abasic) or **2** (biphenyl). List of polymerases used: 1. Hemo Klem Taq (8 reactions), 2. Taq (5 U), 3. Bst (8 U), 4. Therminator (2 U), 5. Vent (*exo*) (2 U), 6. Kf *exo* (5 U), 7. Dpo4 (2 U), 8. Deep Vent (2 U). The negative control is reaction without polymerase (lanes 9). All reactions were carried out with 200  $\mu$ M modified nucleotides for 1h. The label n is connected to the length of the primer, while n+1 is referred to the length of the primer with the addition of one dNMP.

The abasic site nucleotide **1** (d $\Phi$ TP) was previously shown to be tolerated by engineered DNA polymerases and incorporation of single and even multiple abasic site nucleotides could be observed opposite templating dA nucleotides as well as THF-AP sites.<sup>67</sup> In stark contrast, no d $\Phi$ MP units were incorporated in primer **P1** when one or two Fc sites were present in the template. The C-nucleotide analog **2** is readily incorporated opposite Fc sites by Therminator, Kf *exo*, and Deep Vent polymerases but the presence of a second ferrocene moiety on template **M2** causes polymerases to halt and only n+1 products can be observed (Figure 7). Similar results were obtained previously with nucleotide **2** and templates containing THF-abasic sites.<sup>48</sup> Next, we turned our attention to nucleobase-modified nucleotides due to their relevance in various fields such as aptamer and DNAzyme selection experiments<sup>18, 68</sup> or in the context of epigenetic modifications.<sup>69</sup> Since deoxyadenine is preferentially incorporated opposite Fc and THF-abasic sites, we evaluated whether the presence of functional groups interfered with n+1 product formation. We performed PEX reactions with the **P1/M1** (Figure 8) and **P1/AP1** (Figure S9) systems in the presence of dATP analogs modified at two particular positions of the nucleobase. Nucleotide **3** bears an iodine atom at position *N7* (which is a popular site for the introduction of side-chains), while nucleotide **4** is equipped with an aliphatic linker connected to an amino functional group on the exocyclic amine of the purine nucleobase (which are commonly introduced into DNA via nick translation reactions<sup>70</sup>). Nucleotide **3** is readily incorporated into DNA opposite Fc sites by all polymerases that were tested (Figure 8A) and most reactions even lead to NTA and thus to n+2 product formation. Surprisingly, nucleotide **4** bearing a modification at position *N6* which is expected to be less well tolerated by polymerases was incorporated with a comparable efficiency to that of nucleotide **3** (Figure 8B). Similar results were obtained when both nucleotides were incorporated opposite single THF-abasic site analogs (Figure S9).



**Figure 8.** Gel images (PAGE 20%) of PEX reactions with primer **P1** (10 pmol) and template **M1** (15 pmol) with modified dATP nucleotides A) **3** or B) **4**. List of polymerases used: 1. Hemo Klem Taq (8 reactions), 2. Taq (5 U), 3. Bst (8 U), 4. Therminator (2 U), 5. Vent (*exo*) (2 U), 6. Kf *exo* (5 U), 7. Dpo4 (2 U), 8. Deep Vent (2 U). The negative controls are: 9. No polymerase, 10. No dNTP. All reactions were carried out with 200  $\mu$ M modified nucleotides for 1h. The label *n* is connected to the length of the primer, while *n*+1 and *n*+2 refer to the length of the primer with the addition of one or two dNMPs, respectively.

Lastly, we evaluated the possibility of incorporating modified dUTP analogs bearing various side-chains and functional groups at position C5 of the pyrimidine which is readily tolerated by numerous polymerases.<sup>10, 18, 65, 68, 69, 71, 72</sup> Therminator, Hemo Klem Taq, and Dpo4 efficiently incorporated the commercially available dU\*TP analog **5** opposite an Fc site (Figure S10A), while additional polymerases also appended this nucleotide on primer **P1** opposite a THF-abasic site (Figure S10B). A slightly lower incorporation efficiency was observed when **M1-C18** was used as template (Figure S10C). Surprisingly, dU\*TP analog **6**, decorated with a cubane moiety and which has been successfully used for the identification of specific modified aptamers, was not readily incorporated opposite any of the abasic sites (i.e. Fc,  $\Phi$ , or C<sub>18</sub>) that were evaluated and only Therminator displayed some capacity at producing extended primers (Figure 9). Cubane is an isostere of benzene<sup>73</sup> and therefore we synthesized nucleotide **7** to probe whether the structure and chemical nature of the substituent had an effect on the incorporation efficiency. Under PEX reaction conditions with templates **M1**, **AP1**, and **M1-C18**, a similar product distribution and incorporation efficiency was observed with nucleotide **7** as with the corresponding isostere in nucleotide **6** (Figure S11). We also synthesized nucleotide **8** which is modified with a ferrocene which is also a good analog and isostere of benzene.<sup>51</sup> The ferrocene-modified dU\*TP acted as a better substrate for polymerases with the modified templates (Figure S12), however, PEX reactions led to multiple products as observed by gel electrophoresis and yields remained modest. Taken together, these results indicate that base-modified nucleotides can be incorporated opposite Fc sites. However the incorporation efficiency strongly depends on the nature and the size of the chemical modifications.



**Figure 9.** Gel images (PAGE 20%) of PEX reactions with primer **P1** (10 pmol) and 5-cubane-modified dUTP **6** and templates (all 15 pmol) A) **M1**, B) **AP1**, and C) **M1-C18**. List of polymerases used: 1. Hemo Klem Taq (8 reactions), 2. Taq (5 U), 3. Bst (8 U), 4. Therminator (2 U), 5. Vent (*exo*) (2 U), 6. Kf *exo* (5 U), 7. Dpo4 (2 U), 8. Deep Vent (2 U). The negative controls are: 9. No polymerase, 10. No dNTP. All reactions were carried out with 200  $\mu\text{M}$  modified nucleotides for 1h. The label *n* is connected to the length of the primer, while *n*+1, *n*+2, and *n*+3 refer to the length of the primer with the addition of one, two, or three dNMPs, respectively.

## Conclusions

Chemical modifications can help nucleic acids to bind to targets, catalyze chemical transformations, and enhance their resistance against nuclease-mediated degradation. Functional groups can be included either via chemical means or by the enzymatic polymerization of modified nucleoside triphosphates. Enzymatic synthesis is particularly attractive since it is directly amenable to SELEX and related methods of *in vitro* selection and it is devoid of any size limitations. Methods for the real-time monitoring of incorporation of chemically modified nucleoside triphosphates are in dire need since these would enable to rapidly evaluate whether these analogs are tolerated as substrates by polymerases. In a first step towards realizing this goal through the use of electrochemistry, we have explored the possibility of using a ferrocene analog of abasic site in templates during enzymatic DNA synthesis. We demonstrate that canonical nucleotides can readily be incorporated by PEX reactions opposite such a chemical surrogate and as for naturally occurring abasic sites, the A rule appears to be obeyed. Under more forcing conditions, all canonical nucleotides can be incorporated into DNA. We have also demonstrated that DNA polymerases with lesion-bypass capacity can be used to extend DNA synthesis beyond dN-Fc pairs. Lastly, we have evaluated the possibility of incorporating modified nucleotides in conjunction with templates containing Fc sites. Modified dATPs are readily incorporated opposite Fc sites, while dUTP analogs bearing small side-chains such as propargylamine are also well tolerated. On the other hand, nucleotides bearing more complex modification patterns such as C-glycosidic aromatic nucleobases or cubane residues are only incorporated opposite Fc analogs by specific polymerases in moderate yields. Collectively, these experiments demonstrate the compatibility of ferrocene moieties integrated within DNA templates with enzymatic synthesis of natural and modified DNA. Such an approach could also be extended to nucleotides bearing different modification patterns such as xenonucleic acids (XNAs).<sup>74</sup>

## Experimental section

### Modified nucleotides and oligonucleotides

Nucleotides **1**,<sup>67</sup> **2**,<sup>48</sup> and **6**<sup>14</sup> were synthesized according to literature protocols, nucleotides **3-5** were purchased from Jena Bioscience. Synthesis of nucleotides **7** and **8** will be reported elsewhere. Details for the synthesis of Fc abasic phosphoramidite and oligonucleotide synthesis can be found in the Supporting Information.

### General protocol for PEX reactions

A 5'-FAM-labelled primer (10 pmol) was annealed to the appropriate template (15 pmol) in MilliQ H<sub>2</sub>O by heating to 95 °C and gradually cooling to room temperature over 1 hour. The appropriate DNA polymerase, the relative buffer (1 μL of 10X), and the dNTP(s) were then added to the reaction mixture for a total reaction volume of 10 μL. The reaction mixture was incubated for the appropriate time at the optimal temperature for the polymerase. The reaction was stopped by adding 10 μL of the quenching solution (formamide (70%), ethylenediaminetetraacetic acid (EDTA, 50 mM), bromophenol (0.1 %), xylene cyanol (0.1 %)). The reaction mixtures were subjected to gel electrophoresis in denaturing polyacrylamide gel (20 %) containing trisborate– EDTA (TBE) 1× buffer (pH 8) and urea (7 M). Visualization was performed by fluorescence imaging by using a Typhoon Trio phosphorimager.

## Acknowledgements

C.F. gratefully acknowledges the Pasteur–Paris University (PPU) International Ph.D. Program that has received funding from INCEPTION project (PIA/ANR-16-CONV-0005), the “Ecole Doctorale Frontières de l’Innovation en Recherche et Education—Programme Bettencourt” for financial support. The authors gratefully acknowledge financial support from Institut Pasteur. The Centre for Chemical and Materials Analysis in the School of Chemistry at the University of Birmingham is acknowledged for technical support.

## Conflict of Interest

The authors declare no conflict of interest.

## References

1. Maverick MA, Gaillard M, Vasseur J-J, Debart F, Smietana M. Direct Access to Unique C-5'-Acyl Modified Nucleosides through Liebeskind–Srogl Cross-Coupling Reaction. *Eur J Org Chem.* 2022;2022(21): e202101061.
2. McKenzie LK, El-Khoury R, Thorpe JD, Damha MJ, Hollenstein M. Recent progress in non-native nucleic acid modifications. *Chem Soc Rev.* 2021;50(8): 5126-5164.
3. Roberts TC, Langer R, Wood MJA. Advances in oligonucleotide drug delivery. *Nat Rev Drug Discov.* 2020;19(10): 673-694.
4. Seley-Radtke KL, Yates MK. The evolution of nucleoside analogue antivirals: A review for chemists and non-chemists. Part 1: Early structural modifications to the nucleoside scaffold. *Antivir Res.* 2018;154: 66-86.
5. Hogan MJ, Pardi N. mRNA Vaccines in the COVID-19 Pandemic and Beyond. *Annu Rev Med.* 2022;73(1): 17-39.
6. Xiao Y, Tang Z, Huang X, et al. Emerging mRNA technologies: delivery strategies and biomedical applications. *Chem Soc Rev.* 2022;51(10): 3828-3845.
7. Caruthers MH. Gene Synthesis Machines: DNA Chemistry and Its Uses. *Science.* 1985;230(4723): 281-285.
8. Conlon PF, Eguagie O, Wilson JJ, et al. Solid-phase synthesis and structural characterisation of phosphoroselenolate-modified DNA: a backbone analogue which does not impose conformational bias and facilitates SAD X-ray crystallography. *Chem Sci.* 2019;10(47): 10948-10957.
9. Sandahl AF, Nguyen TJD, Hansen RA, Johansen MB, Skrydstrup T, Gothelf KV. On-demand synthesis of phosphoramidites. *Nat Commun.* 2021;12(1): 2760.
10. Hocek M. Enzymatic Synthesis of Base-Functionalized Nucleic Acids for Sensing, Cross-linking, and Modulation of Protein–DNA Binding and Transcription. *Acc Chem Res.* 2019;52(6): 1730-1737.
11. Kodr D, Yenice CP, Simonova A, et al. Carborane- or Metallacarborane-Linked Nucleotides for Redox Labeling. Orthogonal Multipotential Coding of all Four DNA Bases for Electrochemical Analysis and Sequencing. *J Am Chem Soc.* 2021;143(18): 7124-7134.
12. Chakrapani A, Ruiz-Larrabeiti O, Pohl R, Svoboda M, Krásný L, Hocek M. Glucosylated 5-Hydroxymethylpyrimidines as Epigenetic DNA Bases Regulating Transcription and Restriction Cleavage. *Chem Eur J.* 2022;28(31): e202200911.
13. Appy L, Peyrottes S, Roy B. Supported Synthesis of Adenosine Nucleotides and Derivatives on a Benzene-Centered Tripodal Soluble Support. *Eur J Org Chem.* 2022;2022(21): e202100544.

14. Cheung Y-W, Röthlisberger P, Mechaly AE, et al. Evolution of abiotic cubane chemistries in a nucleic acid aptamer allows selective recognition of a malaria biomarker. *Proc Natl Acad Sci USA*. 2020;117(29): 16790-16798.
15. Li Q, Maola VA, Chim N, Hussain J, Lozoya-Colinas A, Chaput JC. Synthesis and Polymerase Recognition of Threose Nucleic Acid Triphosphates Equipped with Diverse Chemical Functionalities. *J Am Chem Soc*. 2021;143(42): 17761-17768.
16. McCloskey CM, Li Q, Yik EJ, et al. Evolution of Functionally Enhanced  $\alpha$ -l-Threofuranosyl Nucleic Acid Aptamers. *ACS Synth Biol*. 2021;10(11): 3190-3199.
17. Siegl J, Plückthun O, Mayer G. Dependence of click-SELEX performance on the nature and average number of modified nucleotides. *RSC Chem Biol*. 2022;3(3): 288-294.
18. Paul S, Wong AAWL, Liu LT, Perrin DM. Selection of M2+-Independent RNA-Cleaving DNAzymes with Side-Chains Mimicking Arginine and Lysine. *ChemBioChem*. 2022;23(5): e202100600.
19. Hollenstein M, Hipolito CJ, Lam CH, Perrin DM. A self-cleaving DNA enzyme modified with amines, guanidines and imidazoles operates independently of divalent metal cations (M-2). *Nucleic Acids Res*. 2009;37(5): 1638-1649.
20. McGorman B, Fantoni NZ, O'Carroll S, et al. Enzymatic Synthesis of Chemical Nuclease Triplex-Forming Oligonucleotides with Gene-Silencing Applications. *Nucleic Acids Res*. 2022: 10.1093/nar/gkac1438.
21. Flamme M, Röthlisberger P, Levi-Acobas F, et al. Enzymatic Formation of an Artificial Base Pair Using a Modified Purine Nucleoside Triphosphate. *ACS Chem Biol*. 2020;15(11): 2872-2884.
22. Ravi Kumara GS, Seo YJ. Polymerase-mediated synthesis of p-vinylaniline-coupled fluorescent DNA for the sensing of nucleolin protein–c-myc G-quadruplex interactions. *Org Biomol Chem*. 2021;19(26): 5788-5793.
23. Ji D, Mohsen MG, Harcourt EM, Kool ET. ATP-Releasing Nucleotides: Linking DNA Synthesis to Luciferase Signaling. *Angew Chem Int Ed*. 2016;55(6): 2087-2091.
24. Sefah K, Yang Z, Bradley KM, et al. In vitro selection with artificial expanded genetic information systems. *Proc Natl Acad Sci USA*. 2014;111(4): 1449-1454.
25. Hoshika S, Leal NA, Kim M-J, et al. Hachimoji DNA and RNA: A genetic system with eight building blocks. *Science*. 2019;363(6429): 884-887.
26. Zhou AXZ, Dong X, Romesberg FE. Transcription and Reverse Transcription of an Expanded Genetic Alphabet In Vitro and in a Semisynthetic Organism. *J Am Chem Soc*. 2020;142(45): 19029-19032.
27. Kimoto M, Hirao I. Genetic alphabet expansion technology by creating unnatural base pairs. *Chem Soc Rev*. 2020;49(21): 7602-7626.
28. Luo M, Groaz E, Froeyen M, et al. Invading Escherichia coli Genetics with a Xenobiotic Nucleic Acid Carrying an Acyclic Phosphonate Backbone (ZNA). *J Am Chem Soc*. 2019;141(27): 10844-10851.
29. Nguyen H, Abramov M, Rozenski J, Eremeeva E, Herdewijn P. In Vivo Assembly and Expression of DNA Containing Non-canonical Bases in the Yeast *Saccharomyces cerevisiae*. *ChemBioChem*. 2022;23(11): e202200060.
30. Arangundy-Franklin S, Taylor AI, Porebski BT, et al. A synthetic genetic polymer with an uncharged backbone chemistry based on alkyl phosphonate nucleic acids. *Nat Chem*. 2019;11(6): 533-542.
31. Cahová H, Panattoni A, Kielkowski P, Fanfrlík J, Hocek M. 5-Substituted Pyrimidine and 7-Substituted 7-Deazapurine dNTPs as Substrates for DNA Polymerases in Competitive Primer Extension in the Presence of Natural dNTPs. *ACS Chem Biol*. 2016;11(11): 3165-3171.
32. Balintova J, Welter M, Marx A. Antibody-nucleotide conjugate as a substrate for DNA polymerases. *Chem Sci*. 2018;9(35): 7122-7125.
33. Bornewasser L, Domnick C, Kath-Schorr S. Stronger together for in-cell translation: natural and unnatural base modified mRNA. *Chem Sci*. 2022;13(17): 4753-4761.
34. Levi-Acobas F, McKenzie LK, Hollenstein M. Towards polymerase-mediated synthesis of artificial RNA–DNA metal base pairs. *New J Chem*. 2022;46(10): 4871-4876.



35. Schröder AS, Parsa E, Iwan K, et al. 2'-(R)-Fluorinated mC, hmC, fC and caC triphosphates are substrates for DNA polymerases and TET-enzymes. *Chem Commun.* 2016;52(100): 14361-14364.
36. Hu B, Wang Y, Sun S, et al. Synthesis of Selenium-Triphosphates (dNTP $\alpha$ Se) for More Specific DNA Polymerization. *Angew Chem Int Ed.* 2019;58(23): 7835-7839.
37. Chu J, González-López M, Cockroft SL, Amarin M, Ghadiri MR. Real-Time Monitoring of DNA Polymerase Function and Stepwise Single-Nucleotide DNA Strand Translocation through a Protein Nanopore. *Angew Chem Int Ed.* 2010;49(52): 10106-10109.
38. Fuller CW, Kumar S, Porel M, et al. Real-time single-molecule electronic DNA sequencing by synthesis using polymer-tagged nucleotides on a nanopore array. *Proc Natl Acad Sci USA.* 2016;113(19): 5233-5238.
39. Walsh MT, Huang XH. Measurement of incorporation kinetics of non-fluorescent native nucleotides by DNA polymerases using fluorescence microscopy. *Nucleic Acids Res.* 2017;45(21).
40. Krieg A, Laib S, Ruckstuhl T, Seeger S. Real-time Detection of Nucleotide Incorporation During Complementary DNA Strand Synthesis. *ChemBioChem.* 2003;4(7): 589-592.
41. Fijen C, Montón Silva A, Hochkoeppler A, Hohlbein J. A single-molecule FRET sensor for monitoring DNA synthesis in real time. *Phys Chem Chem Phys.* 2017;19(6): 4222-4230.
42. Boiteux S, Guillet M. Abasic sites in DNA: repair and biological consequences in *Saccharomyces cerevisiae*. *DNA Repair.* 2004;3(1): 1-12.
43. Liu ZJ, Martínez Cuesta S, van Delft P, Balasubramanian S. Sequencing abasic sites in DNA at single-nucleotide resolution. *Nat Chem.* 2019;11(7): 629-637.
44. Desai RV, Chen XY, Martin B, et al. A DNA repair pathway can regulate transcriptional noise to promote cell fate transitions. *Science.* 2021;373(6557): 870-+.
45. Motea EA, Lee I, Berdis AJ. Insights into the Roles of Desolvation and  $\pi$ -Electron Interactions during DNA Polymerization. *ChemBioChem.* 2013;14(4): 489-498.
46. Dasari A, Deodhar T, Berdis AJ. A Comparative Analysis of Translesion DNA Synthesis Catalyzed by a High-Fidelity DNA Polymerase. *J Mol Biol.* 2017;429(15): 2308-2323.
47. Matray TJ, Kool ET. A specific partner for abasic damage in DNA. *Nature.* 1999;399(6737): 704-708.
48. Röthlisberger P, Levi-Acobas F, Leumann CJ, Hollenstein M. Enzymatic synthesis of biphenyl-DNA oligonucleotides. *Bioorg Med Chem.* 2020;28(11): 115487.
49. Barsky D, Foloppe N, Ahmadi S, Wilson DM, MacKerell AD. New insights into the structure of abasic DNA from molecular dynamics simulations. *Nucleic Acids Res.* 2000;28(13): 2613-2626.
50. Hazel RD, Tian K, de los Santos C. NMR Solution Structures of Bistranded Abasic Site Lesions in DNA. *Biochemistry.* 2008;47(46): 11909-11919.
51. Patra M, Gasser G. The medicinal chemistry of ferrocene and its derivatives. *Nat Rev Chem.* 2017;1(9): 0066.
52. Nguyen HV, Zhao Z-y, Sallustrau A, et al. A ferrocene nucleic acid oligomer as an organometallic structural mimic of DNA. *Chem Commun.* 2012;48(100): 12165-12167.
53. Navarro A-E, Spinelli N, Moustrou C, Chaix C, Mandrand B, Brisset H. Automated synthesis of new ferrocenyl-modified oligonucleotides: study of their properties in solution. *Nucleic Acids Res.* 2004;32(17): 5310-5319.
54. Chatelain G, Brisset H, Chaix C. A thermodynamic study of ferrocene modified hairpin oligonucleotides upon duplex formation: applications to the electrochemical detection of DNA. *New J Chem.* 2009;33(5): 1139-1147.
55. Gupta NK, Wilkinson EA, Karuppanan SK, et al. Role of Order in the Mechanism of Charge Transport across Single-Stranded and Double-Stranded DNA Monolayers in Tunnel Junctions. *J Am Chem Soc.* 2021;143(48): 20309-20319.
56. Ihara T, Sasahara D, Shimizu M, Jyo A. DNA conjugates bearing a ferrocenyl group in backbone and their electrochemical behaviour. *Supramol Chem.* 2009;21(3-4): 207-217.
57. Röthlisberger P, Levi-Acobas F, Sarac I, Marlière P, Herdewijn P, Hollenstein M. On the enzymatic incorporation of an imidazole nucleotide into DNA. *Org Biomol Chem.* 2017;15(20): 4449-4455.

58. Güixens-Gallardo P, Hocek M, Perlíková P. Inhibition of non-templated nucleotide addition by DNA polymerases in primer extension using twisted intercalating nucleic acid modified templates. *Bioorg Med Chem Lett*. 2016;26(2): 288-291.
59. Moran S, Ren RX-F, Sheils CJ, Rumney S, IV, Kool ET. Non-Hydrogen Bonding 'Terminator' Nucleosides Increase the 3'-end Homogeneity of Enzymatic RNA and DNA Synthesis. *Nucleic Acids Res*. 1996;24(11): 2044-2052.
60. Garcia-Diaz M, Kunkel TA. Mechanism of a genetic glissando\*: structural biology of indel mutations. *Trends Biochem Sci*. 2006;31(4): 206-214.
61. Chudinov AV, Vasiliskov VA, Kuznetsova VE, Lapa SA, Kolganova NA, Timofeev EN. Mononucleotide repeat expansions with non-natural polymerase substrates. *Sci Rep*. 2021;11(1): 2423.
62. Obeid S, Blatter N, Kranaster R, et al. Replication through an abasic DNA lesion: structural basis for adenine selectivity. *EMBO J*. 2010;29(10): 1738-1747.
63. Bertram JG, Oertell K, Petruska J, Goodman MF. DNA Polymerase Fidelity: Comparing Direct Competition of Right and Wrong dNTP Substrates with Steady State and Pre-Steady State Kinetics. *Biochemistry*. 2010;49(1): 20-28.
64. Takezawa Y, Nakama T, Shionoya M. Enzymatic Synthesis of Cu(II)-Responsive Deoxyribozymes through Polymerase Incorporation of Artificial Ligand-Type Nucleotides. *J Am Chem Soc*. 2019;141(49): 19342-19350.
65. Ghosh P, Kropp HM, Betz K, et al. Microenvironment-Sensitive Fluorescent Nucleotide Probes from Benzofuran, Benzothiophene, and Selenophene as Substrates for DNA Polymerases. *J Am Chem Soc*. 2022: 10.1021/jacs.1022c03454.
66. Ménová P, Cahová H, Plucnara M, Havran L, Fojta M, Hocek M. Polymerase synthesis of oligonucleotides containing a single chemically modified nucleobase for site-specific redox labelling. *Chem Commun*. 2013;49(41): 4652-4654.
67. Röthlisberger P, Levi-Acobas F, Sarac I, et al. Incorporation of a minimal nucleotide into DNA. *Tetrahedron Lett*. 2018;59(48): 4241-4244.
68. Chan KY, Kinghorn AB, Hollenstein M, Tanner JA. Chemical Modifications for a Next Generation of Nucleic Acid Aptamers. *ChemBioChem*. 2022: 10.1002/cbic.202200006.
69. Gracias F, Ruiz-Larrabeiti O, Vaňková Hausnerová V, et al. Homologues of epigenetic pyrimidines: 5-alkyl-, 5-hydroxyalkyl and 5-acyluracil and -cytosine nucleotides: synthesis, enzymatic incorporation into DNA and effect on transcription with bacterial RNA polymerase. *RSC Chem Biol*. 2022: 10.1039/D1032CB00133K.
70. Gebeyehu G, Rao PY, Soochan P, Simms DA, Klevan L. Novel biotinylated nucleotide-analogs for labeling and colorimetric detection of DNA. *Nucleic Acids Res*. 1987;15(11): 4513-4534.
71. Kuwahara M, Nagashima J-i, Hasegawa M, et al. Systematic characterization of 2'-deoxynucleoside- 5'-triphosphate analogs as substrates for DNA polymerases by polymerase chain reaction and kinetic studies on enzymatic production of modified DNA. *Nucleic Acids Res*. 2006;34(19): 5383-5394.
72. Hollenstein M. Synthesis of Deoxynucleoside Triphosphates that Include Proline, Urea, or Sulfonamide Groups and Their Polymerase Incorporation into DNA. *Chem Eur J*. 2012;18(42): 13320-13330.
73. Biegasiewicz KF, Griffiths JR, Savage GP, Tsanaktsidis J, Priefer R. Cubane: 50 Years Later. *Chem Rev*. 2015;115(14): 6719-6745.
74. Malik TN, Chaput JC. XNA enzymes by evolution and design. *Curr Res Chem Biol*. 2021;1: 100012.