

AdBippyPhos Promotes Pd-Catalyzed C–N Coupling Between Weakly Nucleophilic Sulfonamides and Heteroaryl Halides

Joseph Becica,^[a,b] Damian P. Hruszkewycz,^[b] Janelle E. Steves,^[b] Jennifer M. Elward,^[c] David C. Leitch,^{*[b,d]} and Graham E. Dobereiner^{*[a]}

Abstract: Sulfonamides are poor nucleophiles in Pd C–N coupling catalysis, hindering synthesis of densely-functionalized *N,N*-diaryl sulfonamide motifs relevant to medicinal chemistry. Through targeted high-throughput experimentation (HTE), we have identified the Pd/AdBippyPhos catalyst system as an effective and general method to construct this difficult to access moiety. In particular, AdBippyPhos is critical for the installation of heteroaromatic groups. Computational steric parameterization of the investigated ligands reveals the potential importance of remote steric demand, where a large cone angle combined with an accessible Pd center is correlated to successful catalysts for C–N coupling reactions.

The sulfonamide functional group, a metabolically-stable hydrogen bond acceptor, is commonly found in biologically active molecules including many active pharmaceutical ingredients.^[1–4] Sulfa drugs such as sulfamethoxazole have been used for decades as inexpensive anti-microbial agents,^[5] while more complex sulfonamides find use as anti-cancer agents,^[6] antiretroviral agents,^[7] in hepatitis C treatment,^[8] and in various crop protection methods.^[9]

Through our work on GSK8175 (Figure 1), an NS5B inhibitor for treatment of hepatitis C,^[8,10] we discovered that efficient access to the *N,N*-diarylsulfonamide motif is a significant challenge using current synthetic methods.^[11–14] Medicinal chemistry routes to prepare *N,N*-diarylsulfonamides analogous to GSK8175 focused on nucleophilic aromatic substitution and low yielding Cu-catalyzed Chan-Lam couplings with aryl boronic acids.^[10] The initial scale-up route to GSK8175 itself relied on a multi-day S_NAr reaction that required the toxic solvent HMPA. Attempts to replace this step with Pd-catalyzed coupling of the secondary mesylaniline to simple aryl halides were unsuccessful, as was sulfonylation of the analogous diarylamine with mesyl chloride. Instead, development focused on optimization of the Chan-Lam approach, employing an aryl boronate ester and a cationic Cu precatalyst.^[15,16]

The difficulties encountered during this program alerted us to a broader gap in practical synthetic methods for accessing these

compounds. A search of the CAS compound database revealed a striking paucity of reported *N,N*-diarylsulfonamides: of the nearly one million reported tertiary sulfonamides, only ~6,000 have the *N,N*-diaryl substructures shown in Figure 2. We attribute this to the difficulty of *N*-sulfonylation at a poorly nucleophilic diarylamine,^[17] and the difficulty of arylation at a poorly

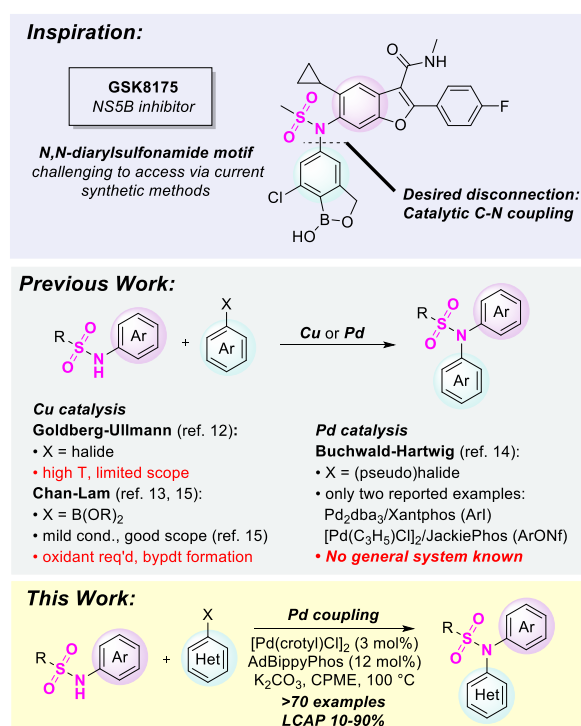


Figure 1. GSK8175, Inspiration for developing C–N bond coupling for synthesis of *N,N*-diarylsulfonamides; prior catalytic approaches to arylation of *N*-arylsulfonamides; Pd coupling described in the present work.

- [a] Dr. J. Becica, Prof. Dr. G. Dobereiner
 Department of Chemistry, Temple University
 1901 N. Broad St, Philadelphia, PA, 19122 (United States)
 E-mail: dob@temple.edu
- [b] Dr. J. Becica, Dr. D. Hruszkewycz, Dr. J. Steves, Prof. Dr. D. Leitch
 Chemical Development, GlaxoSmithKline
 1250 S Collegeville Rd, Collegeville, PA 19426 (United States)
- [c] Dr. J. Elward
 Molecular Design, Data & Computational Sciences,
 GlaxoSmithKline
 1250 S Collegeville Rd, Collegeville, PA 19426 (United States)
- [d] Prof. Dr. D. Leitch
 Department of Chemistry, University of Victoria
 3800 Finnerty Rd, Victoria, BC V8P 5C2 (Canada)
 Email: dcleitch@uvic.ca

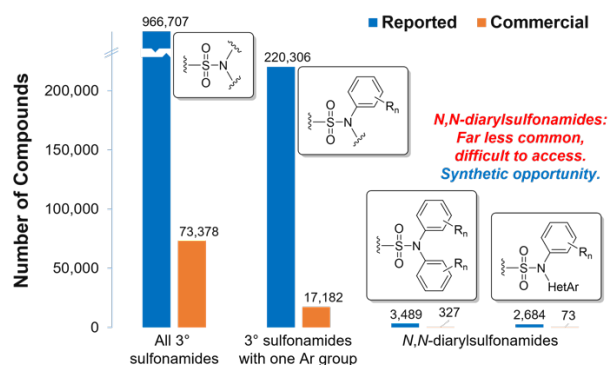


Figure 2. Reported and commercially-available tertiary sulfonamides in the CAS compound database, separated into compound classes.

nucleophilic secondary sulfonamide. Herein we describe a simple yet highly effective palladium/AdBippyPhos catalyst system, which enables access to a wide range of *N,N*-diaryl sulfonamides with pharmaceutically-relevant functionality. We believe this methodology will open unexplored chemical space, and further the development of new potential therapeutics, agrochemicals, and materials.

We employed high throughput experimentation (HTE) [17-21] to explore the coupling of sulfonamide **1** with either aryl bromide **2a** or pyridyl bromide **2b** (Figure 3) using a number of Pd sources and six phosphine ligands (Figure 4).^[22] The choice of phosphines in our design was based on the success of JackiePhos in C-N coupling reactions of amides,^[14b] JackiePhos variants in C-N coupling of hindered amines,^[23] and BippyPhos-type ligands as a broad ligand class for C-N coupling reactions.^[24-29] All of the ligands screened enabled coupling with aryl bromide **2a**; in contrast, only BippyPhos-type ligands enabled appreciable coupling of heteroaryl bromide **2b**, with AdBippyPhos (**L6**)^[30] providing the highest conversion to product. Further experiments revealed that adding 3Å molecular sieves mitigated decomposition of the aryl halide (observed to occur via dehalogenation, hydroxylation, and etherification).^[14b,22]

With optimized conditions identified, we designed a microscale array to evaluate the [Pd(crotyl)Cl]₂/L6 catalyst system against a large number of substrate combinations (Figure 5). The sulfonamides (**S1-S12**) were selected to reflect a variety of *S*- and *N*-substituents, and different steric and electronic properties. One primary sulfonamide (**S11**) was included for comparison. The heteroaryl halides (**A1-A24**) were sourced from the GSK compound library to form a diverse set of pharmaceutically-relevant heterocyclic structures.^[31] The reaction outcome was evaluated by LC-MS analysis; the presence of cross-coupled products was initially assessed by MS, and the area percent of the corresponding LC peak (LCAP) provides a semi-quantitative metric of reaction performance.

Using this microscale array enabled us to evaluate >280 substrate combinations and identify potential targets for preparative-scale reactions. In particular, we wished to rapidly determine the viability of different heterocyclic structures which are ordinarily challenging in C-N coupling reactions.^[32,33] High yielding reactions (>50% LCAP coupling product) were observed with six-membered heterocycles (such as substituted pyridines and pyrazines), five-membered heterocycles (such as furans, thiazoles, and thiophenes), and fused heterocycles (such as quinolones, azindoles, and benzothiazoles). In total, 70 of these microscale reactions resulted in >10% LCAP of cross-coupled product. Within the substrate sets, only five of the 24 aryl halides and four of the 12 sulfonamides failed to give any products in the array. Many of these are substrates containing five-membered azoles (**A8, A16-18, S12**), which remain challenging for many Pd-catalyzed reactions.

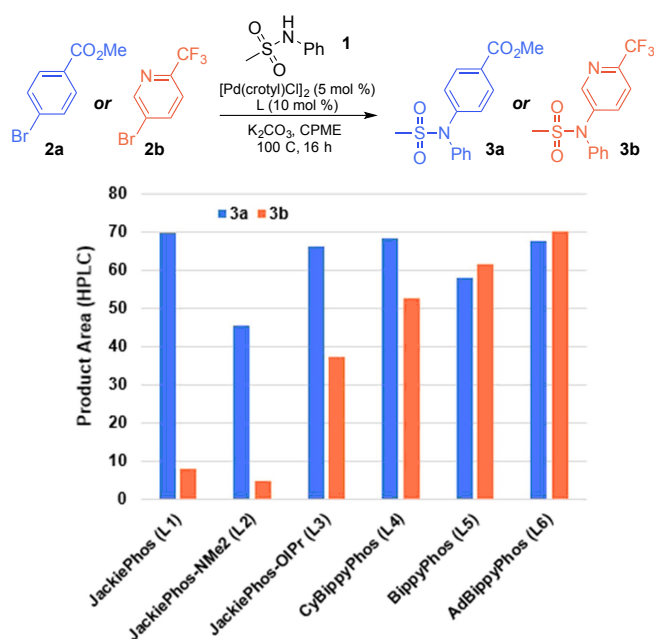


Figure 3. Selected results from high-throughput screening for *N*-arylation of *N*-phenylmethanesulfonamide. Reaction conditions: 96-well plate; 0.02 mmol **1**, 0.02 mmol **2**, 0.06 mmol K₂CO₃, 0.002 mmol [Pd(crotyl)Cl]₂, 0.008 mmol **L1-L6**, 0.1 mL CPME (0.2 M in **1**), 100 °C. See SI for full table of results.

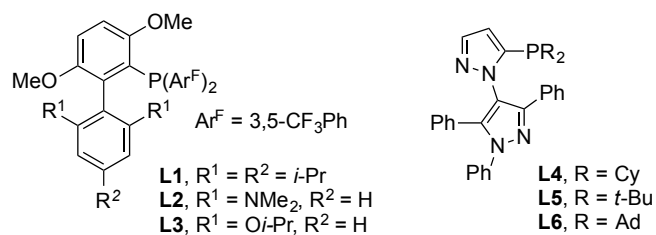
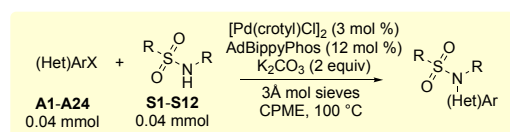


Figure 4. Phosphine ligands screened in high throughput experimentation.

To confirm the viability of this method for practical synthesis, a representative set of sulfonamide products was isolated on preparative scale (0.2 mmol to 2 mmol) (Figure 6). Product **3a** is formed quantitatively using the optimized conditions, giving excellent isolated yield at lower Pd loading (2 mmol **1**, 4 mmol **2**, 2 equiv K₂CO₃, 1 mol % [Pd(crotyl)Cl]₂, 4 mol % **L6**, 3Å mol sieves, 0.2 M CPME, 100 °C, 2h). **3b-3s** were synthesized on a 10-fold smaller scale (0.2 mmol **1**, 0.4 mmol **2**, 2 equiv K₂CO₃, 3 mol % [Pd(crotyl)Cl]₂, 12 mol % **L6**, 3Å mol sieves, 0.2 M CPME, 100 °C, 24h) and isolated by mass-directed preparative HPLC. *N*-arylation proceeds chemoselectively in the presence of a *tert*-butylcarbamate-protected N-H bond (**3h-3k**) as indicated by NMR analysis.^[22] High yields of products with *ortho*-substituted *N*-arylsulfonamides can be obtained using these conditions (**3k-3m**), though sulfonamides with less electron-rich *S*-substituents (**3n-3p**) generally result in lower yields (i.e., *S*-Tol versus *S*-Me).



	S1	S2	S3	S4	S6	S9	S10	S11
A1	69	28	25	0	0	32	0	22
A2	83	29	16	0	74	69	0	68
A3	14	5	0	0	17	22	0	31
A4	71	26	12	0	7	13	0	55
A5	78	19	31	0	45	48	23	13
A6	29	0	0	0	5	59	0	75
A7	72	36	15	0	67	0	0	72
A9	75	0	0	0	72	0	0	79
A10	55	8	7	0	20	30	0	75
A11	76	0	0	0	28	0	0	71
A12	34	1	3	24	16	13	0	0
A13	10	0	0	0	6	38	11	0
A15	0	0	0	0	7	16	0	3
A19	0	0	0	0	5	0	0	33
A20	6	0	0	0	5	0	0	24
A21	90	6	33	0	73	18	7	78
A22	0	6	0	0	9	0	0	56
A23	61	12	7	0	41	66	3	44
A24	85	42	11	0	76	36	0	80

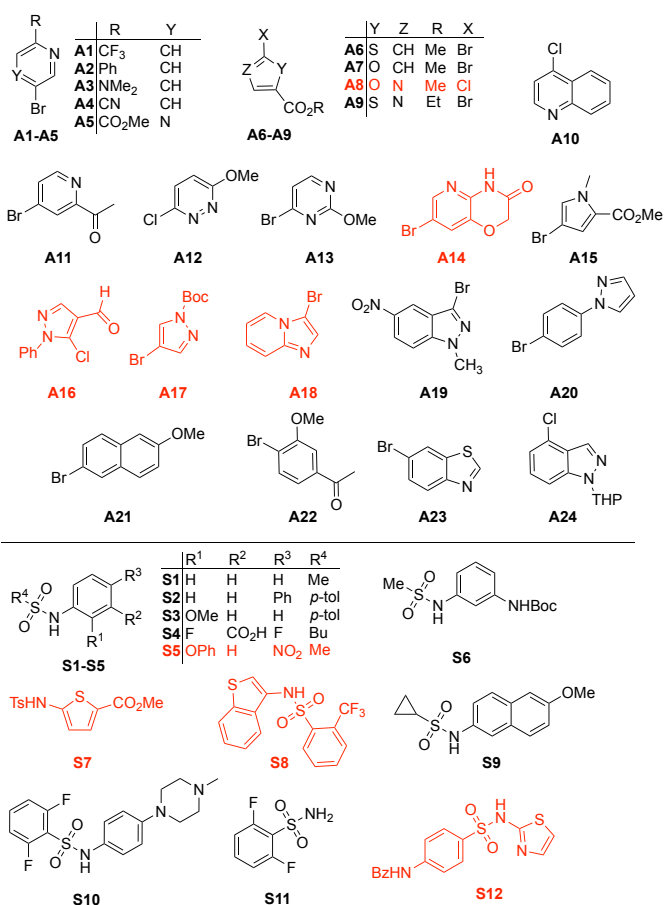


Figure 5. Selected results from evaluation of aryl halides (**A1-A24**) and sulfonamides (**S1-S12**) in microscale array experiments. See supporting information for details. *Left:* Values represent the LC area percent of various sulfonamide/aryl halide combinations. Reaction conditions: 0.04 mmol aryl halide, 0.04 mmol sulfonamide, 0.08 mmol K_2CO_3 , 3Å mol sieves, $[\text{Pd}(\text{crotyl})\text{Cl}]_2$ (3 mol %), **L6** (12 mol %), 0.5 mL CPME, 100 °C, 1000 rpm tumble stirring. *Right:* Compounds in red gave no desired products under any conditions. Sulfonamide **S8** undergoes direct arylation at C2 of the benzothiophene instead of *N*-arylation.^[22]

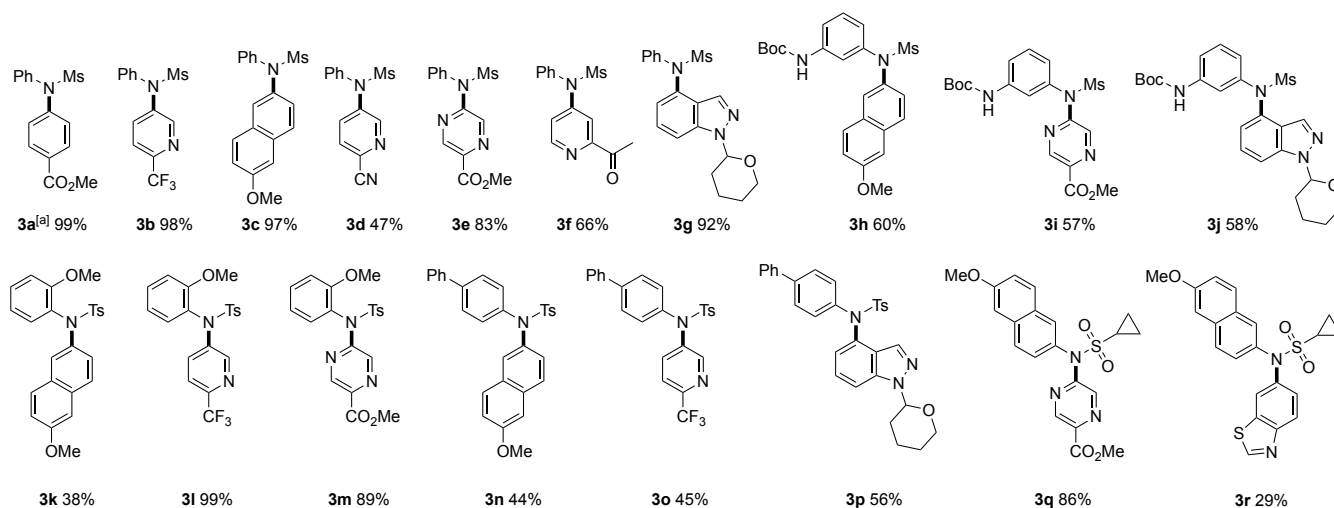


Figure 6. Tertiary sulfonamides isolated by preparative HPLC. Yield corresponds to solution yield versus 1,3,5-trimethoxybenzene by comparison to ^1H NMR spectrum of purified material. Reaction conditions: 0.4 mmol aryl halide, 0.2 mmol sulfonamide, 0.6 mmol K_2CO_3 , 3Å mol sieves, $[\text{Pd}(\text{crotyl})\text{Cl}]_2$ (3 mol %), **L6** (12 mol %), 0.75 mL CPME, 100 °C, 1000 rpm tumble stirring. ^[a] Reaction conditions: 4 mmol aryl halide, 2 mmol sulfonamide, 6 mmol K_2CO_3 , 3Å mol sieves, $[\text{Pd}(\text{crotyl})\text{Cl}]_2$ (1 mol %), **L6** (4 mol %), 10 mL CPME, 100 °C, yield corresponds to isolated yield.

Having found bipyrazolylbis(alkyl)phosphine-based ligands are more effective than conventional biarylbis(alkyl)phosphine or biarylbis(aryl)phosphine ligands for the arylation of secondary sulfonamides, we turned to steric modelling using DFT optimized geometries (PBE0/6-31+g*) in order to identify specific ligand features that are correlated with high-yield couplings. The steric character of palladium-phosphine complexes is determined using methods developed by Guzei and coworkers^[34] and previously used by Sigman.^[35] Relevant features derived from the maximum-cone angle conformations are shown in Table 1. Of the ligands investigated in our initial screens (Figure 4), those able to promote the synthesis of **3b** in >50% solution yield all have estimated cone angles (ECAs) >199°; however, those that give the highest solution yields also result in comparatively lower G(Pd) – which is defined as the percentage the Pd center shielded by ligand atoms.^[34] The JackiePhos series (**L1-L3**, entries 5-7) features progressively larger cone angles and lower G(Pd) values, and within the BippyPhos series (**L5**, entry 3 and **L6**, entry 1) exhibit large cone angles (199-211°) and low G(Pd) (19.3-19.4%).

Table 1. Steric parameters for biaryl and bis(pyrazolyl) phosphine ligands.

Entry	Ligand	ECA ^[a] (°)	G(Pd) ^[b] (%)
1	AdBippyphos (L6)	211.3	19.33
2	AdBrettPhos	218.4	24.66
3	Bippyphos (L5)	206.4	19.40
4	CyBippyphos (L4)	199.2	19.35
5	JackiePhos (L1)	163.9	19.35
6	JackiePhos-NMe ₂ (L2)	194.9	19.35
7	JackiePhos-OiPr (L3)	174.9	24.38
8	Me ₄ tBuXPhos	171.2	24.63
9	tBuBrettPhos	180.0	30.25
10	tBuXPhos	206.2	24.82

[a] ECA = Estimated Cone Angle. [b] G(Pd) = % Pd shielded by ligand atoms.

While further study is required to thoroughly assess this correlation, our working hypothesis is that ligands with a low G(Pd) provide a binding pocket for the weakly coordinating sulfonamide substrates, while a large ligand cone angle promotes the challenging C-N reductive elimination through remote steric pressure.^[36] Prior work has implicated both N-metallation and reductive elimination as potentially rate-limiting for Pd-catalyzed C-N couplings of amides and sulfonamides.^[17,37-39] Thus, while previous catalyst development efforts focused on generating a more electron-deficient Pd center to improve amide/sulfonamide binding^[17] and reductive elimination,^[40] we propose that steric effects are likely to be critical in expanding the scope of this coupling reaction.

In conclusion, we have identified a superior Pd catalyst system for challenging N-arylations of secondary sulfonamides. While several ligands are suitable for the synthesis of simple

tertiary sulfonamides, AdBippyPhos (**L6**) is particularly adept at installing pharmaceutically-relevant heteroaromatic moieties. By using an array of microscale experiments, we were able to simultaneously determine the catalyst's amenability to different heterocyclic electrophiles and various sulfonamide structures. Compatible heterocycles include substituted pyridines, pyrazines, thiazoles, thiophenes, furans, benzothiazoles, and azindoles, while five-membered N-containing heterocycles such as pyrroles or pyrazoles remain challenging. A number of tertiary sulfonamide products have been isolated on 0.2-2 mmol scale in good to excellent yields. We propose that the success of **L6** is related to specific steric properties, as evidenced by the large ECA and G(Pd) determined through the steric modelling of Pd-phosphine complexes. This interplay of ligand cone angle and G(Pd) provide a set of criteria for evaluating new potential ligand scaffolds for sulfonamide arylations; work to test this hypothesis is currently underway.

Acknowledgements

This work was supported by the National Science Foundation (CHE-1565721). Support for the NMR facility at Temple University by a CURE grant from the Pennsylvania Department of Health is gratefully acknowledged.

Keywords: sulfonamides, heterocycles, palladium, phosphine parameterization, high throughput experimentation

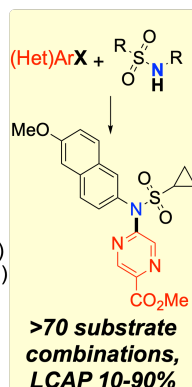
- [1] S.D. Roughley, A. M. Jordan, *J. Med. Chem.* **2011**, *54*, 3451–3479.
- [2] K. A. Scott, J. T. Njardarson, *Top. Curr. Chem.* **2018**, *376*, 5.
- [3] P. Das, M. D. Delost, M. H. Qureshi, D. T. Smith, J. T. Njardarson, *J. Med. Chem.* **2019**, *62*, 4265-4311.
- [4] C. Zhao, K. P. Rakesh, L. Ravindar, W.-Y. Fang, H.-L. Qin, *Eur. J. Med. Chem.* **2019**, *162*, 679-734.
- [5] C. Hansch, P. G. Sammes, J. B. Taylor: *Comprehensive Medicinal Chemistry*, Vol. 2, Pergamon Press: Oxford 1990.
- [6] K. P. Rakesh, S. M. Wang, J. Leng, L. Ravindar, A. M. Asir, H. M. Marwani, H.-L. Qin, *Anti-Cancer Agents Med Chem.* **2018**, *18*, 488-505.
- [7] Y. Mehellou, E. De Clercq, *J. Med. Chem.* **2010**, *53*, 521-538.
- [8] S. D. Gardner, J. Kim, S. Baptiste-Brown, V. Lopez, R. Hamatake, J. Gan, S. Edwards, L. Elko-Simms, E. F. Dumont, M. Leivers, Z. Hong, M. T. Paff, *J. Viral Hepat.* **2018**, *25*, 19–27.
- [9] P. Devendar, G. F. Wang, *Top. Curr. Chem.* **2017**, *375*, 375-382.
- [10] a) Chong, P. Y.; Miller, J. F.; Peat, A. J.; Shotwell, J. B. Benzofuran compounds for the treatment of hepatitis c virus infections, WO2013028371A1, 28 February 2013. b) P. Y. Chong, B. Shotwell, J. Miller, D. J. Price, A. Maynard, C. Voitenlieter, A. Mathis, S. Williams, J. J. Pouliot, K. Creech, F. Wang, A. J. Peat, *J. Med. Chem.* **2019**, *62*, 3254-3267.
- [11] A. Scozzafava, F. Carta, C. T. Supuran, *Expert Opin. Ther. Pat.* **2013**, *23*, 203-213.
- [12] For Goldberg-Ullmann coupling examples, see: a) I. G. C. Coutts, M. Hamblin, *J. Chem. Soc., Perkin Trans. 1* **1975**, 2445-2446. b) M. M. Raposo, A. M. B. Pereira, A. M. F. Oliveira-Campos, P. V. R. Shannon, *J. Chem. Research (S)* **2000**, 156-158. c) K. C. Majumdar, S. Ganai, *Synlett* **2011**, 1881-1887. d) X. Geng, S. Mao, L. Chen, J. Yu, J. Han, J. Hua, L. Wang, *Tetrahedron Lett.* **2014**, *55*, 3856-3859.
- [13] For Chan-Lam coupling examples, see: a) D. M. T. Chan, K. L. Monaco, R.-P. Wang, M. P. Winters, *Tetrahedron Lett.* **1998**, *39*, 2933-2936. b)

- E. H. Demont, S. Redshaw, D. S. Walter, Hydroxyethylamine compounds having asp2 inhibitory activity for the treatment of alzheimer's disease, WO2004080376A2, 23 September 2004. c) C. Eickmeier, K. Fuchs, S. Peters, C. Dorner-Ciossek, N. H. S. Handschuh, K. Klinder, M. Kostka, Substituted 1,2-ethylendiamines, medicaments comprising said compound; their use and their method of manufacture, WO2006103038A1, 5 October 2006.
- [14] For Pd-catalyzed coupling examples, see: a) Y.-J. Wu, Y. Zhang, A. C. Good, C. R. Burton, J. H. Toyn, C. F. Albright, J. E. Macor, L. A. Thompson, *Bioorg. Med. Chem. Lett.* **2009**, *19*, 2654–2660. b) J. D. Hicks, A. M. Hyde, A. M. Cuezva, S. L. Buchwald, *J. Am. Chem. Soc.* **2009**, *131*, 16720–16734.
- [15] J. C. Vantourout, L. Li, E. Bendito-Moll, S. Chhabra, K. Arrington, B. E. Bode, A. Isidrio-Llobet, J. A. Kowalski, M. G. Nilson, K. M. P. Wheelhouse, J. L. Woodard, S. Xie, D. C. Leitch, A. J. B. Wilson, *ACS Catal.* **2018**, *8*, 9560–9566.
- [16] K. Arrington, G. A. Barcan, N. A. Calandra, G. A. Erickson, L. Li, L. Liu, M. G. Nilson, I. I. Strambeanu, L. F. VanGelder, J. L. Woodard, S. Xie, C. A. Allen, J. A. Kowalski, D. C. Leitch, *J. Org. Chem.* **2019**, *84*, 4680–4694.
- [17] S. M. Mennen, C. Alhambra, C. L. Allen, M. Barberis, S. Berritt, T. A. Brandt, A. D. Campbell, J. Castañón, A. H. Cherney, M. Christensen, D. B. Damon, J. E. de Diego, S. García-Cerrada, P. García-Losada, R. Haro, J. Janey, D. C. Leitch, L. Li, F. Liu, P. C. Lobben, D. W. C. MacMillan, J. Magano, E. McInturff, S. Monfette, R. J. Post, D. Schultz, B. J. Sitter, J. M. Stevens, I. I. Strambeanu, J. Twilton, K. Wang, M. A. Zajac, *Org. Process Res. Dev.* **2019**, *23*, 1213–1242.
- [18] C. L. Allen, D. C. Leitch, M. S. Anson, M. A. Zajac, *Nature Catal.* **2019**, *2*, 2–4.
- [19] M. Shevlin, *ACS Med. Chem. Lett.* **2017**, *8*, 601–607.
- [20] S. M. Wei, E. M. Simmons, Y. Hsaio, M. G. Eastgate, *Top. Catal.* **2017**, *60*, 620–630.
- [21] a) E. S. Isbrandt, R. J. Sullivan, S. G. Newman, *Angew. Chem., Int. Ed.* **2018**, *58*, 7180–7191. b) E. S. Isbrandt, R. J. Sullivan, S. G. Newman, *Angew. Chem.* **2018**, *131*, 7254–7267.
- [22] See supporting information for details.
- [23] a) N. H. Park, E. V. Vinogradova, D. S. Surry, S. L. Buchwald, *Angew. Chem., Int. Ed.* **2015**, *54*, 8259–8262. b) N. H. Park, E. V. Vinogradova, D. S. Surry, S. L. Buchwald, *Angew. Chem.* **2015**, *127*, 8377–8380.
- [24] R. A. Singer, M. Dore, J. E. Sieser, M. A. Berliner, *Tetrahedron Lett.* **2006**, *47*, 3727–3731.
- [25] G. J. Withbroe, R. A. Singer, J. E. Sieser, *Org. Process Res. Dev.* **2008**, *123*, 480–489.
- [26] S. M. Crawford, C. B. Lavery, M. Stradiotto, *Chem. Eur. J.* **2013**, *19*, 16760–16761.
- [27] A. T. Brusoe, J. F. Hartwig, *J. Am. Chem. Soc.* **2015**, *137*, 8460–8468.
- [28] C. B. Lavery, N. L. Rotta-Loria, R. MacDonald, M. Stradiotto, *Adv. Synth. Catal.* **2013**, *355*, 981–987.
- [29] N. A. Strotman, M. C. Soumeillant, K. Zhu, C. E. Markwalter, C. S. Wei, Y. Hsiao, M. D. Eastgate, *J. Org. Chem.* **2019**, *84*, 4653–4660.
- [30] S. Gowrisankar, A. G. Sergeev, P. Anarasan, A. Spannenberg, H. Neumann, M. Beller, *J. Am. Chem. Soc.* **2010**, *132*, 11592–11598.
- [31] P. S. Kutchukian, J. F. Dropinski, K. D. Dykstra, B. Li, D. A. DiRocco, E. C. Streckfuss, L.-C. Campeau, T. Cernak, P. Vachal, I. W. Davies, S. W. Krska, S. D. Dreher, *Chem. Sci.* **2016**, *7*, 2604–2613.
- [32] a) M. Su, S. L. Buchwald, *Angew. Chem., Int. Ed.* **2012**, *51*, 4710–4713. b) M. Su, S. L. Buchwald, *Angew. Chem.* **2012**, *124*, 4788–4291.
- [33] M. Su, N. Hoshiya, S. L. Buchwald, *Org. Lett.* **2014**, *16*, 832–835.
- [34] I. A. Guzei, M. Wendt, *Dalton Trans.* **2006**, *33*, 3991–3999.
- [35] Z. L. Niemeyer, A. Milo, D. P. Hickey, M. S. Sigman, *Nature Chem.* **2016**, *8*, 610–617.
- [36] For an example in Ni-catalysis where remote steric effects enhance reactivity, see: K. Wu, A. G. Doyle, *Nature Chem.* **2017**, *9*, 779–784.
- [37] Q. Shen, J. F. Hartwig, *J. Am. Chem. Soc.* **2007**, *129*, 7734–7735.
- [38] T. Ikawa, T. E. Barder, M. R. Biscoe, S. L. Buchwald, *J. Am. Chem. Soc.* **2007**, *129*, 13001–13007.
- [39] J. Becica, G. E. Dobreiner, *ACS Catal.* **2017**, *7*, 5862–58.
- [40] P. L. Arrechea, S. L. Buchwald, *J. Am. Chem. Soc.* **2016**, *138*, 12486–12493.

A Pd cross-coupling method for the synthesis of tertiary sulfonamides is reported. The protocol is shown effective for at least 70 substrate combinations, tolerating a range of heteroaromatic functionalities. Theoretical study suggests the remote steric pressure of AdBippyPhos helps promote the coupling reaction.



[Pd(crotlyl)Cl]₂ (3 mol %)
AdBippyPhos (12 mol %)
K₂CO₃ (2 equiv)
3Å mol sieves
CPME, 100 °C



Joseph Becica, Damian P. Hruszkewycz, Janelle E. Steves, Jennifer M. Elward, David C. Leitch,*
Graham E. Dobereiner*

AdBippyPhos Promotes Pd-Catalyzed C–N Coupling Between Weakly Nucleophilic Sulfonamides and Heteroaryl Halides